



**Security, Discretion,**

**Convenience & Comfort.**

**Product and Resource Catalogue  
Australian Ostomy 2020/21**



# Contents

<b>About Hollister</b> .....	<b>4</b>
<b>Advances From Hollister</b> .....	<b>6</b>
<b>Moderma Flex One-Piece Pouches</b> .....	<b>7</b>
<b>Pouch Specifications &amp; Capacity – Estimated Volumes</b> .....	<b>10</b>
<b>Closed</b>	
One-Piece Closed Flat	
One-Piece Closed Soft Convex	
One-Piece Closed Firm Convex	
<b>Drainable</b>	
One-Piece Drainable Flat	
Post Operative & Drainage Pouches	
One-Piece Drainable Soft Convex	
One-Piece Drainable Firm Convex	
<b>Urostomy</b>	
One-Piece Urostomy Flat	
One-Piece Urostomy Soft Convex	
One-Piece Urostomy Firm Convex	
Urostomy Night Drainage Bags	
<b>New Image Two-Piece Pouching System</b> .....	<b>31</b>
New Image Two-Piece Flat Barriers	
New Image Two-Piece Firm Convex Barriers	
New Image Two-Piece Pouches	
<b>Pouchkins</b> .....	<b>41</b>
Pouchkins Paediatric Pouches	
<b>Adapt Accessories</b> .....	<b>45</b>
Ostomy Accessories	
Irrigation Products	
<b>Intermittent Catheters &amp; Drainage Bags</b> .....	<b>55</b>
Intermittent Catheters	
Drainage Bags	
<b>Resources</b> .....	<b>59</b>
Identifying PMARSI & PMASD Skin Complications	
Skin Barrier Compositions	
Using Convexity	
Convex Barrier Options	
Where a Soft Convex Skin Barrier May Improve Fit	
<b>Index</b> (Includes PBS/SAS Codes) .....	<b>77</b>

# National Directory of Stoma Associations – Australia

## Australian Capital Territory

### ACT & District Stoma Assn Inc

T/F: (02) 6205 1055

E: [stoma@actstoma.onmicrosoft.com](mailto:stoma@actstoma.onmicrosoft.com)

## New South Wales

### NSW Stoma Limited

T: 1300 OSTOMY

OR (02) 9565 4315

E: [info@nswstoma.com.au](mailto:info@nswstoma.com.au)

### Ostomy NSW Ltd

T: (02) 9542 1300

E: [orders@ostomynewsw.org.au](mailto:orders@ostomynewsw.org.au)

## Northern Territory

### Cancer Council of the Northern Territory

T: (08) 8944 1800

E: [ostomy@cancernt.org.au](mailto:ostomy@cancernt.org.au)

## Queensland

### Gold Coast Ostomy Assn

T: (07) 5594 7633

E: [gcoa@bigpond.com](mailto:gcoa@bigpond.com)

### North QLD Ostomy Assn

T/F: (07) 4775 2303

E: [admin@nqostomy.org.au](mailto:admin@nqostomy.org.au)

### QLD Ostomy Assn

T: (07) 3848 7178

E: [admin@qldostomy.org.au](mailto:admin@qldostomy.org.au)

### QLD Stoma Assn

T: (07) 3359 7570

E: [admin@qldstoma.asn.au](mailto:admin@qldstoma.asn.au)

### Toowoomba and South West Ostomy Assn

T: (07) 4636 9701

E: [bob.schull@bigpond.com](mailto:bob.schull@bigpond.com)

### Wide Bay Ostomates Assn

T: (07) 4152 4715

E: [wbostomy@bigpond.com](mailto:wbostomy@bigpond.com)

## South Australia

### Ostomy Assn of SA

T: (08) 8235 2727

E: [colosa@colostomysa.org.au](mailto:colosa@colostomysa.org.au)

### Ileostomy Assn of SA

T: (08) 8234 2678

E: [info@ileosa.org.au](mailto:info@ileosa.org.au)

## Tasmania

### Ostomy Tasmania

T: (03) 6228 0799

E: [admin@ostomytas.com.au](mailto:admin@ostomytas.com.au)

## Victoria

### Bendigo & District

#### Ostomy Assn

T: (03) 5441 7520

### Colostomy Assn of Vic

T: (03) 9650 1666

E: [info@colovic.org.au](mailto:info@colovic.org.au)

### Geelong Ostomy Assn

T: (03) 5243 3664

E: [goinc@geelongostomy.com.au](mailto:goinc@geelongostomy.com.au)

### Ostomy Assn of Melbourne

T: (03) 9888 8523

E: [enquiries@oam.org.au](mailto:enquiries@oam.org.au)

### Peninsula Ostomy Assn

T: (03) 9783 6473

E: [poainc1@bigpond.com](mailto:poainc1@bigpond.com)

### Victorian Children's

#### Ostomy Assn

T: (03) 9345 5325

E: [edc@rch.org.au](mailto:edc@rch.org.au)

### Warrnambool Ostomy Assn

T: (03) 5563 1446

E: [warrnamboolostomy@swh.net.au](mailto:warrnamboolostomy@swh.net.au)

## Western Australia

### WA Ostomy Assn

T: (08) 9272 1833

E: [admin@waostomy.org.au](mailto:admin@waostomy.org.au)

[orders@waostomy.org.au](mailto:orders@waostomy.org.au)

Healthy Skin.  
Security.  
Discretion.  
Convenience.  
Comfort.



Hollister Ostomy Care is dedicated to delivering products that provide an optimum fit to prevent leakage, along with a variety of skin interface formulations may help maintain healthy skin.

We believe every unique person with a stoma deserves a customised solution, and the positive outcomes that can result. Our products and services are designed to do just that.

Thank you for partnering with us on our journey.

Nurse Priority Line: 1800 880 840



**Ostomy Care**  
*Healthy skin. Positive outcomes.*

# Advances From Hollister

Hollister takes pride in constant innovation. Our comprehensive product range is regularly added to with new and exciting products and product innovations.

## Ceramide Infused Skin Barrier

The CeraPlus™ skin barrier with Remois Technology\* helps maintain healthy skin from the start:

- Protect the skin's natural moisture barrier.
- Helps keep your peristomal skin healthy.
- Helps minimise moisture loss from the skin (transepidermal water loss – TEWL).

## Available in one and two-piece ranges

### Viewing Option Window

- The viewing option is utilised by breaking the perforated seal.
- Stoma and output can be observed clearly and privately.
- Helps patients position the pouch more easily.
- Curved seal retains its shape, even after the perforation is separated, and helps prevent water from collecting during bathing or showering.

### Lock 'n Roll Microseal Closure

- Flexible ribbed strips to help facilitate ease of opening, draining, cleaning, and closing.
- Transparent flap to help provide increased security and protect closure from accidentally being pulled open.

### Skin Barrier Design

- New flexible plastic release liner covers both the skin barrier and the adhesive border to help provide improved ease-of-use.
- Barrier edges are tapered to help provide increased user comfort.
- Steps to apply the skin barrier remain the same.



\* Remois is a technology of Alcare Co., Ltd.

**Hollister Gives You More Choice**

**in One-Piece Pouches**



**Healthy Skin. Security. Discretion.  
Convenience. Comfort.**



## The CeraPlus Skin Barrier *with Remois Technology\**

The importance of peristomal skin health in ostomy care can't be overstated. The condition of this skin greatly affects how well the skin barrier can adhere, as well as the general comfort and well-being of a person living with a stoma.

### **The Ceramide Advantage**

Ceramide is a natural component of human skin, consisting of waxy lipid molecules. Ceramide links cells of the outer skin (epidermis) together to form a waterproof, protective barrier. Ceramides help prevent water loss that can lead to skin damage and dryness.

### **The CeraPlus Skin Barrier Helps Support Healthy Skin From The Start**

It features a formulation infused with ceramide to help:

- Protect the skin's natural moisture barrier.
- Helps keep your peristomal skin healthy.
- Helps minimise moisture loss from the skin (transepidermal water loss – TEWL).



\* Remois is a technology of Alcare Co., Ltd.



# Moderma Flex Pouching Systems

The Moderma Flex range of One-Piece pouches is flexible, discreet, and available to suit most stoma types.

Designed for ease of use, comfort and security against leakage without compromising wear time.

Available in clear, beige or with viewing options, pre-cut or cut-to-fit, flat or convex.

## Closed Pouches

- CeraPlus skin barrier to enhance skin health.
- Available in SoftFlex and CeraPlus barriers.
- Featuring the AF300 Filter to help prevent ballooning.

## Drainable Pouches

- Available in the SoftFlex, FlexWear and CeraPlus skin barriers with/without adhesive tape border.
- The Lock 'n Roll Microseal Closure offers wearers security, discretion, confidence, and comfort.
- Featuring the AF300 Filter to help prevent ballooning.

## Urostomy Pouches

- The unique drainage valve on this drainable pouch helps to ensure wearers have a secure and easy-to-use system.
- Available in CeraPlus, SoftFlex and Flexend skin barriers with/without adhesive tape border.
- Includes adaptor to connect tap to overnight drainage bag.

## Choice of Skin Barriers

- **CeraPlus** – infused with ceramide, which protects against dryness barrier is infused with ceramide, a naturally occurring lipid in the skin, which protects against dryness.
- **SoftFlex** – for gentle skin protection.
- **FlexWear** – Cross-Linked for strength, flexibility, and integrity.
- **Flexend** – Durable skin barrier suitable for extended wear.

# Pouch Specifications & Capacity

## – Estimated Volumes

### What does **75% capacity** represent?

ISO standard – Used by **Hollister** for testing purposes

### New Image 2 Piece

Pouch Type	Example (SKU)	Length	Flange Size	75% Calculated Volume
Drainable – Standard	18193	30 cm	57 mm	504 ml
Drainable – Mini	18193	18 cm	57 mm	216 ml
Drainable (No Filter)	18006	30 cm	102 mm	645 ml
Urostomy	18413	23 cm	57 mm	454 ml
High Output	18013	34 cm	57 mm	807 ml

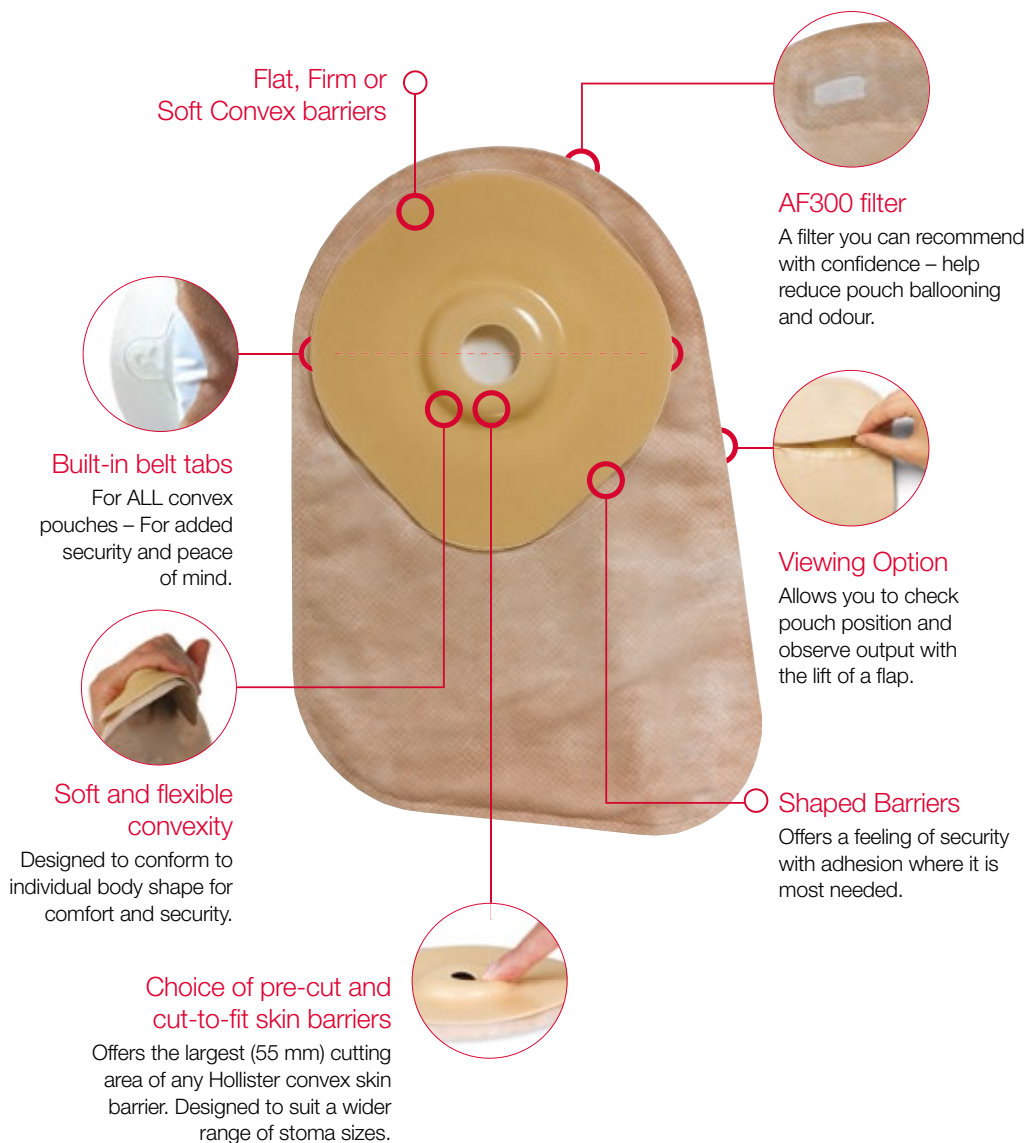
### Pouchkins (Paediatric)

Pouch Type	Example (SKU)	Length	Flange Size	75%
Drainable Flat	3796	16.5 cm	38 mm	151 ml
Urostomy	3797	22 cm	38 mm	185 ml

### Moderma Flex 1 Piece

Pouch Type	Example (SKU)	Length		75%
Closed – Midi	22125	16.5 cm		550 ml
Closed – Maxi	22325	23 cm		700 ml
Drainable – Mini	3795	18 cm		280 ml
Drainable – Midi	54225	23 cm		580 ml
Drainable – Maxi	54325	30 cm		780 ml
Urostomy – Maxi	59901	23 cm		300 ml
Post Operative	89004	30 cm		780 ml

## One-Piece Closed



# Moderma Flex One-Piece **Closed Flat**



Monthly Issue 90



Box Qty 30



Price \$90.27

## Moderma Flex **CeraPlus**

- **Ceramide** Infused Barrier
- AF300 Filter



Size	Midi		Maxi	
	Clear	Beige	Clear	Beige
15-55 mm CTF		52100 VO		
25 mm		52125 VO		
30 mm		52130 VO		
35 mm		52135 VO		

## Moderma Flex

- **SoftFlex** Skin Barrier
- Dimpled Barrier
- AF300 Filter



Size	Midi		Maxi	
	Clear	Beige	Clear	Beige
15-55 mm CTF		2214055 VO		2234055 VO
15-55 mm CTF 22500		22100	22400	22300
20 mm		22120		
25 mm		22125	22425	22325
30 mm		22130	22430	22330
35 mm		22135	22435	22335
40 mm		22140	22440	

## Moderma Flex QuietWear

- **SoftFlex** Skin Barrier
- Dimpled Barrier
- QuietWear Pouch Material
- AF300 Filter



Size	Midi		Maxi	
	Clear	Beige	Clear	Beige
15-55 mm CTF		42100		
20 mm		42120		
25 mm		42125		
30 mm		42130		
35 mm		42135		
40 mm		42140		
45 mm		42145		

VO – Indicates Viewing Option

# Moderma Flex One-Piece **Closed Flat**



Monthly Issue 90



Box Qty 30



Price \$90.27

## Moderma Flex Oval

- **SoftFlex** Skin Barrier
- Dimpled Barrier
- Oval Barrier
- AF300 Filter

Size	Midi		Maxi	
	Clear	Beige	Clear	Beige
15-65 mm x 75 mm			22401	2234001 VO



Monthly Issue 60



Box Qty 30



Price \$41.19

## Stoma Cap

- Tape Adhesive
- Filter

Opening	Mini	
	Beige	Dimensions
51 mm	3184	10.5 x 10.5 cm
76 mm	3186	10.5 x 10.5 cm



Moderma Flex One-Piece
 Closed Soft Convex



Monthly Issue 60



Box Qty 30



Price \$141.21

Moderma Flex

- **SoftFlex** Skin Barrier
- AF300 Filter
- Soft Convex
- Convexity Depth = 6 mm



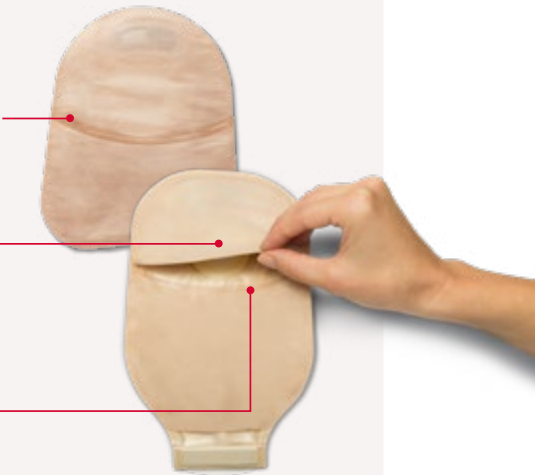
Size	Midi		Maxi	
	Clear	Beige	Clear	Beige
15-25 mm CTF		2261025 VO		2281025 VO
15-38 mm CTF		2261038 VO		2281038 VO
15-55 mm CTF		2261055 VO		2281055 VO
20 mm		2261120 VO		
25 mm		2261125 VO		2281125 VO
30 mm		2261130 VO		2281130 VO
35 mm		2261135 VO		2281135 VO
40 mm		2261140 VO		2281140 VO

The discretion of beige, and the confidence of clear – *all in one pouch.*

The viewing option is utilised by breaking the perforated seal.

When the flap is lifted, the stoma and output can be observed clearly and privately.

The curved seal helps prevent water from collecting during bathing or showering.



VO – Indicates Viewing Option

# Moderma Flex One-Piece **Closed Firm Convex**



Monthly Issue 60



Box Qty 30



Price \$141.21

## Moderma Flex **CeraPlus**

- **Ceramide** Infused Barrier
- AF300 Filter
- Firm Convex
- Convexity Depth = 4.16 mm



Size	Midi		Maxi	
	Clear	Beige	Clear	Beige
15-38 mm CTF		52600 VO		
15-51 mm CTF		52601 VO		
25 mm		52625 VO		
30 mm		52630 VO		
35 mm		52635 VO		

## Moderma Flex

- **SoftFlex** Skin Barrier
- AF300 Filter
- Firm Convex
- Convexity Depth = 4.16 mm

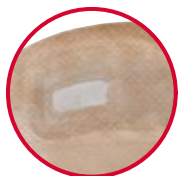


Size	Midi		Maxi	
	Clear	Beige	Clear	Beige
15-38 mm CTF			22900	2283038 VO
15-51 mm CTF			22901	2283051 VO
20 mm				2283120 VO
25 mm			22925	2283125 VO
30 mm			22930	2283130 VO
35 mm			22935	2283135 VO





# One-Piece Drainable



## **AF300 Filter** – A filter you can use with confidence

- May help reduce gas build up and ballooning.
- Internal and external liquid protection. No stickers/covers required.



## **Tape Border** – Designed with Security in Mind

- Breathable
- Non-woven adhesive (not a microporous adhesive)
- Lightweight and highly flexible
- Conformable
- Creates a lower barrier profile



## **Viewing Option**

### **The discretion of beige, and the confidence of clear – all in one pouch.**

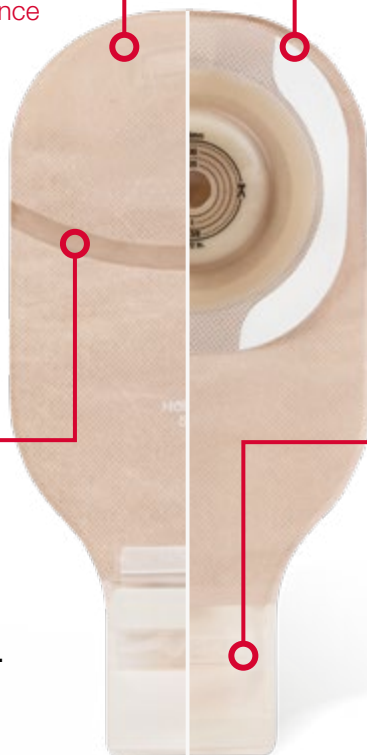
- The viewing option is utilised by breaking the perforated seal.
- When the flap is lifted, the stoma and output can be observed clearly and privately.
- The curved seal helps prevent water from collecting during bathing or showering.



## **Security Made Simple**

### **Newly designed security flap and tail reinforcement.**

- Lock 'n Roll Microseal Closure
- Transparent security flap – easy to open and close
- Flexible ribbed strips reinforce tail to aid flow control and facilitate easy cleaning
- Tactile feedback upon closing



# Moderma Flex One-Piece **Drainable Flat**



Monthly Issue 30



Box Qty 30  
Box Qty 10



Price \$146.37  
Price \$48.79

## Moderma Flex **CeraPlus** – with Tape Border

- **Ceramide** Infused Barrier
- AF300 Filter
- Lock 'n Roll Microseal Closure



Size	Midi		Maxi	
	Clear	Beige	Clear	Beige
15-64 mm CTF	53500	54200 VO	53400	54300 VO
25 mm		54225 VO		54325 VO
30 mm		54230 VO		54330 VO
35 mm		54235 VO		54335 VO

## Moderma Flex – with Tape Border

- **FlexWear** Skin Barrier
- AF300 Filter
- Lock 'n Roll Microseal Closure



Size	Midi		Maxi	
	Clear	Beige	Clear	Beige
15-64 mm CTF		5625064 VO (Box of 10)	58400	5834064 VO (Box of 10)
25 mm				58325
35 mm				58335

## Moderma Flex

- **SoftFlex** Skin Barrier
- AF300 Filter
- Lock 'n Roll Microseal Closure



Size	Midi (Box of 10) Anatomical Shape		Maxi (Box of 10)	
	Clear	Beige	Clear	Beige
15-55 mm CTF	28500		28400	28300
20 mm		28220		28320
25 mm				28325
30 mm		28230		28330
35 mm		28235		28335
40 mm		28240		28340

VO – Indicates Viewing Option

Moderma Flex Oval



Monthly Issue 30



Box Qty 30



Price \$146.37

- **SoftFlex** Skin Barrier
- AF300 Filter
- Lock 'n Roll Microseal Closure

Size	Midi		Maxi	
	Clear	Beige	Clear	Beige
75 x 65 mm			28401	28301



Moderma Flex High Output



Monthly Issue 20



Box Qty 10



Price \$162.06

- **Flextend** Skin Barrier
- Soft Tap
- AF300 Filter
- Tape Border

Size	Midi		Maxi	
	Clear	Beige	Clear	Beige
15-64 mm CTF			26064 Ultra Clear	



Moderma Flex Drainable Mini



Monthly Issue 60



Box Qty 10



Price \$59.23

- **SoftFlex** Skin Barrier
- AF300 Filter
- Lock 'n Roll Microseal Closure
- Without Starter Hole

Size	Mini		Maxi	
	Clear	Beige	Clear	Beige
0-51 mm CTF	3795			



## Post-Operative Pouch

 Box Qty 5

 Price \$28.58

- **Flextend** Skin Barrier
- Lock 'n Roll Microseal Closure
- Individually Packaged
- Tape Border
- No Filter

Size	Midi		Maxi	
	Clear	Beige	Clear	Beige
12-64 mm CTF			89004* Ultra Clear	

\*Not available on SAS



 Dimensions (W x L cm)  
14 x 23

 Volume  
780 ml

## Wound Drainage Collectors (Sterile)

 Box Qty 10



Size	Code	Price
Wounds up to 7.6 cm	9701/10*	\$160
Wounds up to 9.5 cm	9702/10*	\$208

\*Not available on SAS

Moderma Flex One-Piece **Drainable Soft Convex**



Monthly Issue 30



Box Qty 10



Price \$65.78

**Moderma Flex CeraPlus – with Tape Border**

- **Ceramide** Infused Barrier
- AF300 Filter
- Lock 'n Roll Microseal Closure
- Soft Convex
- Convexity Depth = 6 mm



Size	Midi		Maxi	
	Clear	Beige	Clear	Beige
15-38 mm CTF	53000	54000 VO	53100	54100 VO
15-55 mm CTF	53001	54001 VO	53101	54101 VO
25 mm		54025 VO		54125 VO
30 mm		54030 VO		54130 VO
35 mm		54035 VO		54135 VO

**Moderma Flex – with Tape Border**

- **FlexWear** Skin Barrier
- AF300 Filter
- Lock 'n Roll Microseal Closure
- Soft Convex
- Convexity Depth = 6 mm



Size	Midi		Maxi	
	Clear	Beige	Clear	Beige
15-25 mm		5681025 VO	5691025	
40 mm		5681140 VO	5691140	

VO – Indicates Viewing Option

# Moderma Flex One-Piece **Drainable Firm Convex**

 Monthly Issue 30

 Box Qty 10

 Price \$65.78

## Moderma Flex CeraPlus – with Tape Border

- **Ceramide** Infused Barrier
- AF300 Filter
- Lock 'n Roll Microseal Closure
- Firm Convex
- Convexity Depth = 4.16 mm



Size	Midi		Maxi	
	Clear	Beige	Clear	Beige
15-38 mm CTF	53700	54600 VO	53900	54800 VO
15-51 mm CTF	53701	54601 VO	53901	54801 VO
25 mm		54625 VO		54825 VO
30 mm		54630 VO		54830 VO
35 mm		54635 VO		54835 VO

## Moderma Flex – with Tape Border

- **FlexWear** Skin Barrier
- AF300 Filter
- Lock 'n Roll Microseal Closure
- Firm Convex
- Convexity Depth = 4.16 mm



Size	Midi		Maxi	
	Clear	Beige	Clear	Beige
15-25 mm CTF				5683025 VO
15-38 mm CTF			56900	5683038 VO
15-51 mm CTF			56901	5683051 VO
20 mm				5683120 VO
25 mm				5683125 VO
30 mm				5683130 VO
35 mm				5683135 VO
40 mm				5683140 VO
45 mm				5683145 VO

## Moderma Flex

 Monthly Issue 30

 Box Qty 30

 Price \$197.34

- **SoftFlex** Skin Barrier
- AF300 Filter
- Lock 'n Roll Microseal Closure
- Firm Convex
- Convexity Depth = 4.16 mm



Size	Midi		Maxi	
	Clear	Beige	Clear	Beige
15-38 mm CTF			26900	26800
15-51 mm CTF			26901	26801
20 mm			26920	26820
25 mm			26925	26825
30 mm			26930	26830
35 mm			26935	26835

VO – Indicates Viewing Option

# Moderma Flex One-Piece **Urostomy Flat**



Monthly Issue 30



Box Qty 10



Price \$46.74

## Moderma Flex **CeraPlus** Multi-Chamber – with Tape Border

- **Ceramide** Infused Barrier
- Enhanced Flow Control Tap
- Multi-Chamber Construction



Size	Midi		Maxi	
	Clear	Beige	Clear	Beige
15-64 mm CTF			59400	



Monthly Issue CTF 60  
Monthly Issue P/C 40



Box Qty 10



Price \$46.74

## Moderma Flex Multi-Chamber – with Tape Border

- **Flextend** Skin Barrier
- Enhanced Control Flow Tap



Size	Midi		Maxi	
	Clear	Beige	Clear	Beige
13-64 mm CTF			2949064	2909064
20 mm			2949120	2909120
25 mm			2949125	2909125
30 mm			2949130	2909130
35 mm			2949135	2909135
40 mm			2949140	2909140

# Moderma Flex One-Piece **Urostomy Flat**



Monthly Issue CTF 60  
Monthly Issue P/C 40



Box Qty 10



Price \$46.74

## Moderma Flex – with Tape Border

- **Flextend** Skin Barrier
- Control Flow Tap



Size	Midi		Maxi	
	Clear	Beige	Clear	Beige
13-64 mm CTF			29400	
25 mm			29425	
30 mm			29430	

## Moderma Flex

- **SoftFlex** Skin Barrier
- Control Flow Tap



Size	Midi		Maxi	
	Clear	Beige	Clear	Beige
15-55 mm CTF			29500	29100
20 mm				29120
25 mm				29125
30 mm				29130
35 mm				29135



Moderma Flex One-Piece **Urostomy Soft Convex**



Monthly Issue 30



Box Qty 10



Price \$63.73

**Moderma Flex CeraPlus Multi-Chamber – with Tape Border**

- **Ceramide** Infused Barrier
- Enhanced Flow Control Tap
- Multi-Chamber Construction
- With Belt Tabs
- Convexity  
Depth = 6 mm



Size	Midi		Maxi	
	Clear	Beige	Clear	Beige
15-25 mm CTF			59900	
15-38 mm CTF			59901	
15-55 mm CTF			59902	
20 mm				59820 VO
25 mm				59825 VO
30 mm				59830 VO

VO – Indicates Viewing Option

# Moderma Flex One-Piece **Urostomy Firm Convex**



Monthly Issue 30



Box Qty 10



Price \$63.73

## Moderma Flex **CeraPlus** Multi-Chamber – with Tape Border

- **Ceramide** Infused Barrier
- Enhanced Flow Control Tap
- Multi-Chamber Construction
- With Belt Tabs
- Convexity Depth = 4.16 mm



Size	Midi		Maxi	
	Clear	Beige	Clear	Beige
15-25 mm CTF			59700	
15-38 mm CTF			59701	
15-51 mm CTF			59702	
20 mm				59620 VO
25 mm				59625 VO
30 mm				59630 VO

## Moderma Flex Multi-Chamber – with Tape Border

- **Flextend** Skin Barrier
- Control Flow Tap
- With Belt Tabs
- Convexity Depth = 4.16 mm



Size	Midi		Maxi	
	Clear	Beige	Clear	Beige
13-25 mm CTF			2979025	2969025
13-38 mm CTF			2979038	2969038
20 mm			2979120	2969120
25 mm			2979125	2969125
30 mm			2979130	2969130
35 mm			2979135	2969135
40 mm			2979140	2969140

VO – Indicates Viewing Option

# Moderma Flex One-Piece **Urostomy Firm Convex**



Monthly Issue 30



Box Qty 10



Price \$63.73

## Moderma Flex – with Tape Border

- **Flextend** Skin Barrier
- Control Flow Tap
- With Belt Tabs
- Convexity Depth = 4.16 mm



Size	Midi		Maxi	
	Clear	Beige	Clear	Beige
15-25 mm CTF			29700	
15-38 mm CTF			29701	
20 mm			29720	
25 mm			29725	
30 mm			29730	
35 mm			29735	
40 mm			29740	

## Moderma Flex


- **SoftFlex** Skin Barrier
- Control Flow Tap
- With Belt Tabs
- Convexity Depth = 4.16 mm



Size	Midi		Maxi	
	Clear	Beige	Clear	Beige
15-25 mm CTF			29300	29200
15-38 mm CTF			29301	29201
20 mm			29320	29220
25 mm			29325	29225
30 mm			29330	29230
35 mm			29335	29235

## Urostomy Night Drainage Bag

 Monthly Issue 5

 Box Qty 10

 Price \$21.90



### Capacity

2000 ml

### Code

5550

- T-Tap drainage outlet
- Connects directly to Hollister urostomy pouches
- Punch holes for a night stand attachment
- Wide bore, 120 cm inlet tubing

## Non-Sterile T-Tap Drainage Bag

 Monthly Issue 5

 Box Qty 30

 Price \$65.70



### Capacity

2000 ml

### Code

9431-30\*

- T-Tap drainage outlet
- Universal stepped adaptor
- Punch holes for a night stand attachment
- 130 cm inlet tubing

\*Includes 1 bed hanger per box

## Urostomy Drain Tube Adapter

 Box Qty 10

 Price \$25.10



### Code

Not available on SAS

7331





Fit and Formulation

Maintaining Healthy Skin

From the Start

Two-Piece



Ostomy Care

Healthy skin. Positive outcomes.

[Contents](#)

[Code Index](#)





# The CeraPlus Skin Barrier

## *with Remois Technology\**

The importance of peristomal skin health in ostomy care can't be overstated. The condition of this skin greatly affects how well the skin barrier can adhere, as well as the general comfort and well-being of a person living with a stoma.

### **The Ceramide Advantage**

Ceramide is a natural component of human skin, consisting of waxy lipid molecules. Ceramide links cells of the outer skin (epidermis) together to form a waterproof, protective barrier. Ceramides help prevent water loss that can lead to skin damage and dryness.

### **The CeraPlus Skin Barrier is Designed to Support Healthy Skin From the Start**

The CeraPlus skin barrier pairs with the Hollister New Image pouching system. It's designed to support healthy skin from the start. It features a formulation infused with ceramide to help:

- Protect the skin's natural moisture barrier
- Maintain peristomal skin health
- Helps minimise moisture loss from the skin (transepidermal water loss – TEWL).



\* Remois is a technology of Alcare Co., Ltd.

---

### **Colour Matching System**

To help you select compatible New Image components, every box label is colour-coded. First, select the proper skin barrier; then select a matching colour-coded pouch (e.g. "red" skin barrier box label is compatible to "red" pouch box label).



(44 mm)



(57 mm)



(70 mm)



(102 mm)

## New Image Two-Piece **Flat Barriers** – With Tape Border



Monthly Issue 20



Box Qty 5






Price \$23.71

### New Image **CeraPlus Flat Barriers** – with Tape Border

- **Ceramide** Infused Barrier
- Floating Flange
- CentrePointLock System














Colour Match	Barrier Opening	Flange Size			
		44 mm	57 mm	70 mm	102 mm
	12-32 mm CTF	11202			
	12-44 mm CTF		11203		
	12-57 mm CTF			11204	

### New Image **FlexWear Flat Barriers** – with Tape Border

- **FlexWear** Skin Barrier
- CentrePointLock System
- Floating Flange






Colour Match	Barrier Opening	Flange Size			
		44 mm	57 mm	70 mm	102 mm
	12-32 mm CTF	14202			
	19 mm	14302			
	22 mm	14303			
	25 mm	14304			
	29 mm	14305			
	32 mm	14306			
	12-44 mm CTF		14203		
	35 mm		14307		
	38 mm		14308		
	12-57 mm CTF			14204	
	0-89 mm CTF				14206*

\*\$36.79

### New Image **FormaFlex Skin Barrier & Shape-to-Fit** – with Tape Border

- **Shape to Fit** Skin Barrier
- No measuring, no tracing and no cutting
- Stretch to Fit
- Floating Flange



Colour Match	Barrier Opening	Flange Size			
		44 mm	57 mm	70 mm	102 mm
	Up to 32 mm stretch	14102			
	Up to 43 mm Stretch		14103		
	Up to 57 mm Stretch			14104	

New Image Two-Piece **Flat Barriers** – Without Tape Border



Monthly Issue 20



Box Qty 5






Price \$23.71

New Image **CeraPlus** Flat Barriers – without Tape Border

- **Ceramide** Infused Barrier
- Floating Flange
- CentrePointLock System













Colour Match	Barrier Opening	Flange Size			
		44 mm	57 mm	70 mm	102 mm
	12-32 mm CTF	15102			
	12-44 mm CTF		15103		
	12-57 mm CTF			15104	

New Image **FlexWear** Flat Barriers – without Tape Border

- **FlexWear** Skin Barrier
- CentrePointLock System
- Floating Flange



Colour Match	Barrier Opening	Flange Size			
		44 mm	57 mm	70 mm	102 mm
	12-32 mm CTF	15202			
	19 mm	16402			
	22 mm	16403			
	25 mm	16404			
	29 mm	16405			
	32 mm	16406			
	12-44 mm CTF		15203		
	35 mm		16407		
	38 mm		16408		
	12-57 mm CTF			15204	

## New Image Two-Piece **Firm Convex Barriers** – With Tape Border



Monthly Issue 20



Box Qty 5










Price \$29.20

### New Image **CeraPlus Firm Convex Barriers** – with Tape Border

- **Ceramide** Infused Barrier
- Floating Flange
- CentrePointLock System
- Convexity Depth = 4.16 mm












Colour Match	Barrier Opening	Flange Size			
		44 mm	57 mm	70 mm	102 mm
	12-25 mm CTF	11402			
	22 mm	11503			
	25 mm	11504			
	12-38 mm CTF		11403		
	29 mm		11505		
	32 mm		11506		
	12-51 mm CTF			11404	

### New Image **FlexWear Firm Convex Barriers** – with Tape Border

- **FlexWear** Skin Barrier
- CentrePointLock System
- Floating Flange
- Convexity Depth = 4.16 mm



Colour Match	Barrier Opening	Flange Size			
		44 mm	57 mm	70 mm	102 mm
	12-25 mm CTF	13402			
	22 mm	13503			
	25 mm	13504			
	12-38 mm CTF		13403		
	29 mm		13505		
	32 mm		13506		
	35 mm		14907*		
	38 mm		14908*		
	12-51 mm CTF			13404	

\* 14907 & 14908 FlexWear Skin Barrier

New Image Two-Piece **Firm Convex Barriers** – Without Tape Border



Monthly Issue 20



Box Qty 5






Price \$29.20

New Image **CeraPlus** Firm Convex Barriers – without Tape Border

- **Ceramide** Infused Barrier
- Floating Flange
- CentrePointLock System
- Convexity Depth = 4.16 mm










Colour Match	Barrier Opening	Flange Size			
		44 mm	57 mm	70 mm	102 mm
	12-25 mm CTF	15302			
	12-38 mm CTF		15303		
	12-51 mm CTF			15304	

New Image **FlexWear** Firm Convex Barriers – without Tape Border

- **FlexWear** Skin Barrier
- CentrePointLock System
- Floating Flange
- Convexity Depth = 4.16 mm



Colour Match	Barrier Opening	Flange Size			
		44 mm	57 mm	70 mm	102 mm
	12-25 mm CTF	15402			
	22 mm	15503			
	25 mm	15504			
	12-38 mm CTF		15403		
	29 mm		15505		
	32 mm		15506		
	12-51 mm CTF			15404	

## Closed Pouches




 Monthly Issue 90

- AF300 Filter



 Box Qty 30

 Price \$53.07

Colour Match	Flange Size	Midi		Maxi	
		Clear	Beige	Clear	Beige
	44 mm		18392/30	18362	18372
	57 mm		18393/30	18363	18373
	70 mm			18364	18374

## Drainable Pouches





 Monthly Issue 60

- AF300 Filter
- Lock 'n Roll Microseal Closure



 Box Qty 10

 Price \$37.09

Colour Match	Flange Size	Mini		Maxi	
		Clear	Beige	Clear	Beige
	44 mm		18282*	18192	18182
	57 mm		18283*	18193	18183
	70 mm			18194	18184
	102 mm			18006** (no filter)	

\*\*\$47.69

## High Output Drainable Pouches




 Monthly Issue 10

- No Filter
- Soft Tap



 Box Qty 10

 Price \$144.02

Colour Match	Flange Size	Midi		Maxi	
		Clear	Beige	Clear	Beige
	44 mm			18012	
	57 mm			18013	
	70 mm			18014	

\* Note Midi pouches 18282 / 18283 boxes of 20

Urostomy Pouches – Multi-Chamber with New Tap Design



Monthly Issue 60






Box Qty 10



Price \$35.04

- Multi-Chamber Design
- Enhanced Control Flow Tap



Colour Match	Flange Size	Midi		Maxi	
		Clear	Beige	Clear	Beige
	44 mm			18902	18912
	57 mm			18903	18913
	70 mm			18904	18914

Urostomy Pouches



Monthly Issue 60






Box Qty 10



Price \$35.04

- Control Flow Tap



Colour Match	Flange Size	Midi		Maxi	
		Clear	Beige	Clear	Beige
	44 mm			18402	18412
	57 mm			18403	18413
	70 mm			18404	

Urostomy Night Drainage Bag

Monthly Issue 5

Box Qty 10

Price \$21.90



Capacity	Code
2000 ml	5550

- T-Tap drainage outlet
- Connects directly to Hollister urostomy pouches
- Punch holes for a night stand attachment
- Wide bore, 120 cm inlet tubing

Non-Sterile T-Tap Drainage Bag

Monthly Issue 5

Box Qty 30

Price \$65.70



Capacity	Code
2000 ml	9431-30*

- T-Tap drainage outlet
  - Universal stepped adaptor
  - Punch holes for a night stand attachment
  - 130 cm inlet tubing
- \*Includes 1 bed hanger per box

Urostomy Drain Tube Adapter

Box Qty 10

Price \$25.10



	Code
Not available on SAS	7331



A photograph of a mother and her young child sitting inside a white tent. The tent is decorated with warm, glowing string lights. The mother is holding a large open book, and the child is holding a flashlight, illuminating the pages. A teddy bear is visible on the left side of the tent.

Pouchkins

With the Gentleness &

Flexibility of SoftFlex

Pouchkins  
Paediatric

**Paediatric Pouches**



## Newborn Pouch/Fistula Pouch – Flat



Monthly Issue 60



Box Qty 15



Price \$50.24



### Barrier Opening

35 mm x 22 mm CTF

### Pouch Dimensions

7.3 cm W x 16.5 cm L

### Code

3778

- **SoftFlex** Skin Barrier
- Use with or without the drain valve
- Soft Wire Closure
- No Filter
- No Starter Hole

## One-Piece Drainable Pouch – Flat



Monthly Issue 60



Box Qty 10



Price \$59.23



### Barrier Opening

0-38 mm CTF

### Pouch Dimensions

7.3 cm W x 16 cm L

### Code

3796

- **SoftFlex** Skin Barrier
- No Starter Hole
- No Integrated Filter
- Lock 'n Roll Microseal Closure

**Paediatric Drainable Pouch – Flat**

 Monthly Issue 60

 Box Qty 10


 Price \$59.23




Barrier Opening	Pouch Dimensions	Code
0-51 mm CTF	11 cm W x 18 cm L	3795

- **SoftFlex** Skin Barrier
- Dimpled Barrier
- Without Starter Hole
- Lock 'n Roll Microseal Closure
- AF300 Filter

**One-Piece Urostomy – Flat**

 Monthly Issue 40

 Box Qty 10

 Price \$61.75



Barrier Opening	Pouch Dimensions	Code
0-38 mm CTF	11 cm W x 22 cm L	3797

- **SoftFlex** Skin Barrier
- Without Starter Hole

**Caring for Your Child with an Ostomy**  
Download a copy from  
[www.hollister.com.au](http://www.hollister.com.au)



Adapt Accessories

For Optimising

Pouching Systems

Can help enhance the performance of the skin barrier and promote healthy skin



Adapt  
Accessories





Monthly Issue 30



Box Qty 10



Price \$45.31

## Adapt CeraRing – Standard and Slim



Outer Diameter	Inner Diameter	Thickness	Code
48 mm	20 mm	4.5 mm	8805
48 mm	20 mm	2.3 mm	8815 Slim Fit

- Infused with ceramide to help protect against dry and irritated skin
- Individual clam-shell packaging

## Adapt CeraRing – Convex



Inner Diameter	Code
20 mm – can be stretched to 25 mm	89520
30 mm – can be stretched to 35 mm	89530
40 mm – can be stretched to 45 mm	89540

- Infused with ceramide to help protect against dry and irritated skin

## Adapt CeraRing – Convex Oval



Inner Diameter	Code
22 x 38 mm	89601
30 x 48 mm	89602
38 x 56 mm	89603

- Infused with ceramide to help protect against dry and irritated skin
- Alcohol free – no sting

## Adapt Barrier Ring



Outer Diameter	Code
98 mm	7806

- **Flextend M** Skin Barrier
- Flat

Adapt Barrier Strips



Monthly Issue 30



Box Qty 10



Price \$45.31



Size	Length	Code
60 grams	13 cm	79400

- **Flextend** material
- Stretch/cut to suit

Adapt Barrier Extenders



Monthly Issue 60



Box Qty 30



Price \$43.74



Inner Diameter	Code
20 x 25 mm	79402

- May help increase wear time
- Reduces barrier edge lifting
- More coverage area can enhance security
- Convenient choice with up to three sections used at a time

A Sense of  
Security Means  
Everything





## Adapt Stoma Powder



Monthly Issue 2



Each



Price \$8.70



### Description

28.3 g puff bottle

### Code

7906

- For use on superficial stomal and dermal ulcers

*7 g free sample pot available (7906SAM)*

## Ostomy Belts



Annual Issue 4



Each



Price \$5.98



### Description

66-109 cm Medium

74-125 cm Large

### Code

7300

7299

- For securing pouching systems.
- May be used for enhancing convexity
- Used with pouches that have belt tabs

## Adapt Odour Eliminators and Lubricants



Bottle Monthly Issue 1  
Sachet Annual Issue 100



Bottle  
50 Sachet/Box



Price \$9.91  
Price \$20.70



### Description

236 ml bottle

8 ml Sachet

### Code

78500

78501

- Assists with managing odours
- Facilitates pouch emptying

## Odour Eliminators



Monthly Issue 1



Each



Price \$8.13



### Description

30 ml bottle

### Code

7715

- Helps eliminate pouch odours

## Adapt Skin Barrier Paste



Monthly Issue 3



Box of 1  
Box of 20\*



Price \$11.28  
Price \$99.48\*



### Description

57 gm tube

### Code

79300

- For filling in uneven skin surfaces

14g m free sample tube available (79301\*)

\* Not on SAS

## Adapt No-Sting Skin Protective Wipes



Annual Issue 14 Boxes



Box of 50 Wipes



Price \$14.50



### Description

### Code

7917

- New and improved aqueous based formulation
- Does not dry out or remove oils from skin
- Does not dissolve lipids
- Allows skin to breathe naturally
- Does not 'pill' when drying
- Provides a protective layer to the skin
- Alcohol free – no sting

Adapt Medical Adhesive Remover Spray



Monthly Issue 2



Each



Price \$10.23



Description	Code
50 ml	7737

- 360° Spray Technology – spray at any angle
- Allows for complete use of contents – no wastage
- Easy and gentle adhesive removal

Adapt No-Sting Adhesive Remover Wipes



Annual issue  
14 boxes



Box of 50 Wipes



Price \$16.00



Description	Code
	7760

- Alcohol free – no sting
- Easy and gentle adhesive removal

Skin Conditioning Creme



Monthly Issue 2



Each



Price \$7.92



Description	Code
120 ml bottle	7220

- May help soothe cracked and dry skin
- Contains Aloe Vera

## Skin Cleanser Spray



Monthly Issue 1



Each



Price \$8.35



### Description

237 ml pump spray

### Code

7210

- Gentle Foaming Cleanser

## Adapt Medical Adhesive Spray



Monthly Issue 1



Each



Price \$35.65



### Description

90 g spray can

### Code

7730

- Medical adhesive
- Improves adhesive contact between skin and barrier
- No Sting
- Requires Clinical Authorisation

## Flextend Skin Barrier



Monthly Issue 30



Box of 5



Price \$14.38



### Size

10 cm x 10 cm

### Code

8800

- Sheet for customising pouching systems

Urostomy Drain Tube Adapter



Box of 10



Price \$25.10

	Code
Not available on SAS	7331

- Connects Hollister urostomy pouches to other collection systems

Sterile Loop Ostomy Bridge



Box of 20



Price \$85.97

	Code
Not available on SAS	7767

- For loop stoma support during surgical construction

Drainable Pouch Clamp



Annual Issue 10



Box of 20



Price \$46.10



Beige	Code
Beige	8770

- For drainable pouches without Lock 'n Roll

## Stoma Cone Irrigation Starter Set



Annual Set 1



Price \$70.95

**Code – 7719**

Set includes:

- Stoma irrigation drainable
- 12 Stoma irrigation drainable sleeves
- Stoma lubricant 118 ml bottle
- Medium ostomy belt
- Drainable pouch clamp

## Irrigation Products



Annual Set 2



Price \$25.26

**Code – 7718**

Set includes:

- 1 x Irrigator
- 1 x Cleaning brush
- 1 x Stoma cone with connector

## Irrigator Sleeve with Belt Tabs



Monthly Issue 50



Box Qty 20



Price \$26.18



**Opening Size**

**Length**

**Code**

76 mm

56 cm

7724

- Irrigator Sleeve with belt tabs

## Karaya Paste



Monthly Issue 3



Each



Price \$11.28



**Description**

**Code**

128 gm tube

7910

- Contains alcohol
- May sting on broken skin

## Intermittent Catheters & Drainage Bags



Catheters &  
Drainage Bags





Apogee™ Intermittent Catheter



Monthly Issue 120



Box Qty 30



Price \$31.02

- Smooth eyelets
- Not made with natural rubber latex
- Designed for comfort



Size	Length	Description	QTY	Code
6Fr	40 cm	Firm	30	10616
8Fr	40 cm	Firm	30	10816
10Fr	40 cm	Firm	30	11016
12Fr	40 cm	Soft	30	1046
12Fr	40 cm	Firm	30	11216
14Fr	40 cm	Soft	30	1061
14Fr	40 cm	Firm	30	11416
16Fr	40 cm	Firm	30	11616
18Fr	40 cm	Firm	30	11816

Size	Length	Description	QTY	Code
8Fr	15 cm	Firm	30	10806
10Fr	15 cm	Firm	30	11006
12Fr	15 cm	Firm	30	11206
14Fr	15 cm	Firm	30	11406

Apogee Intermittent Catheter – Tiemann Tip\*



Monthly Issue 90



Box Qty 30



Price \$49.71

- Smooth eyelets
- Latex-free



Size	Length	Description	QTY	Code
10Fr	40 cm	Firm Tiemann Tip	30	11026
12Fr	40 cm	Firm Tiemann Tip	30	11226
14Fr	40 cm	Firm Tiemann Tip	30	11426
16Fr	40 cm	Firm Tiemann Tip	30	11626

\* R1 Restricted

Non-Sterile Urostomy Night Drainage Bag



Monthly Issue 5



Box Qty 10



Price \$21.90



Capacity	Code
2000 ml	5550

- T-Tap drainage outlet
- Connects directly to Hollister urostomy pouches
- Punch holes for a night stand attachment
- Wide bore, 120 cm inlet tubing

Non-Sterile T-Tap Drainage Bag



Monthly Issue 5



Box Qty 30



Price \$65.70



Capacity	Code
2000 ml	9431-30*

- T-Tap drainage outlet
- Universal stepped adaptor
- Punch holes for a night stand attachment
- 130 cm inlet tubing

\*Includes 1 bed hanger per box



Your Trusted Source For

Innovative Educational Support

**Contact Your Hollister Territory  
Manager For Training & In-Service**

Resources



**Ostomy Care**

*Healthy skin. Positive outcomes.*

[Contents](#)

[Code Index](#)



# Contents

Identifying PMARSI & PMASD Skin Complications ..... 62

Skin Barrier Compositions ..... 64

Using Convexity ..... 65

Convex Barrier Options ..... 68

Where a Soft Convex Skin Barrier May Improve Fit ..... 70

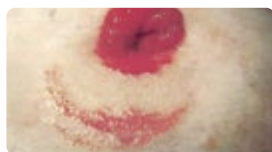
## PMARSI

### Peristomal Medical Adhesive Related Skin Injury

- An occurrence in which erythema and/or other manifestation of cutaneous abnormality including but not limited to, Vesicle, bulla, erosion or skin tears persists for 30 minutes or more after removal of the adhesive.<sup>1</sup>
- A medical adhesive can be defined as a product used to affix an external component (ie, tape, dressing, catheter, electrode, ostomy pouch, or patch) to the skin.<sup>1</sup>

**For more information:** Refer to the Peristomal Skin Assessment Guide: <http://psag.wocn.org>

#### Skin Stripping



Adhesive skin injury related to the use and/or removal of the adhesive.

#### Skin Tear



A skin tear is a traumatic wound caused by mechanical forces, including removal of adhesives. Severity may vary by depth (not extending through the subcutaneous layer).

#### Tension Skin Blister



Adhesive skin injury related to the use and/or removal of the adhesive.

#### Ruptured Tension Blisters



Adhesive skin injury related to the use and/or removal of the adhesive.

#### Folliculitis



Inflammation where the skin becomes irritated, especially in the person who must shave routinely to maintain a seal or with removal of the pouch adhesive causing trauma.<sup>2</sup> Staph aureus is the most frequent microbial culprit leaving an erythematous and pustular area that resembles candidiasis.<sup>2</sup>

<sup>1</sup> McNichol L, Lund C, Rosen T, Gray M. Medical Adhesives and Patient Safety: State of the Science. Orthopaedic Nurs. 2013; 32(5): 267-281. <sup>2</sup> Bonnie A, & Beck, DE 2008. *Peristomal dermatology*, Clinical Colon Rectal Surgery, vol.21, no. 1, pp. 41–44. <sup>3</sup> Colwell J, et al . MASD Part 3: Peristomal Moisture–Associated Dermatitis and Periwound Moisture–Associated Dermatitis. J Wound Ostomy Continence Nurs. 2011; 38(5):541-553.

## PMASD

### Moisture Associated Skin Damage

Moisture Associated Skin Damage (MASD) caused by prolonged exposure to various sources of moisture and their contents including:<sup>3</sup>

- Urine or Stool
- Mucus
- Perspiration
- Saliva

**Peristomal Moisture Associated Skin Damage (PMASD)** – is defined as inflammation and denudation of the skin adjacent to a stoma associated with exposure to effluent such as urine or stool.<sup>4</sup>

**For more information:** Refer to the Peristomal Skin Assessment Guide: <http://psag.wocn.org>

### Irritant Contact Dermatitis



**Acute** – Areas of skin loss and inflammation due to exposure to stool and/or urine. May be the result of leakage or an incorrect sizing of the ostomy barrier around the stoma.

### Irritant Contact Dermatitis



**Chronic** – Areas of skin overgrowth and areas of skin loss/inflammation due to repeated exposure to stool and/or urine or an incorrect sizing of the ostomy barrier around the stoma.

### Maceration



A condition caused by excessive amounts of fluid remaining in contact with the skin or the surface of a wound for extended periods.<sup>5</sup>

### Fungal Infection



Fungal infection characterised by a confluent centre and distinct satellite lesions. The environment of the skin under skin barrier may enhance the incidence of peristomal skin infections because a warm, dark, moist environment that may be intermittently soiled by urine or stool, provides an ideal setting for microbial growth.

### Allergic Dermatitis



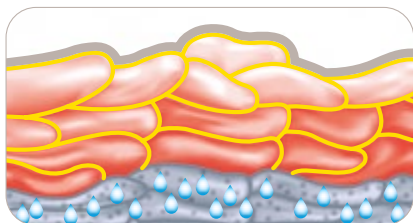
**Other** – Skin develops an allergic reaction to a foreign substance, the body releases inflammatory chemicals and this results in irritated pruritic skin.

### Trauma



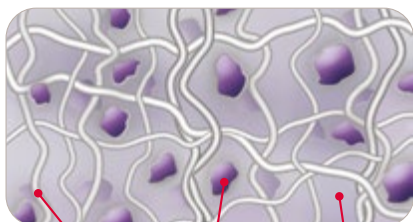
Pressure injury may result from forces being exerted on the peristomal skin where opposing forces create tissue damage from higher pressures. May be present as localised injury to the peristomal skin and/or underlying tissues, and are often attributed to belts or incorrect skin barrier fit.

4) Gray M, et al. Peristomal Moisture–Associated Skin Damage in Adults With Fecal Ostomies. J Wound Ostomy Continence Nurs. 2013;00(00):1-11. 5) Cutting, F 2001, *The causes and prevention of maceration of the skin*, Nursing Times, <https://www.nursingtimes.net/clinical-archive/tissue-viability/the-causes-and-prevention-of-maceration-of-the-skin-01-11-2001/w.nursingtimes.net/clinical-archive/tissue-viability/the-causes-and-prevention-of-maceration-of-the-skin-01-11-2001/>, Accessed September 2019.



## CeraPlus Ceramide Infused Skin Barrier

- Helps skin stay healthy from the start:
  - helps minimise moisture loss from the skin
  - Holds cells together
  - Replenishes skin's natural barrier



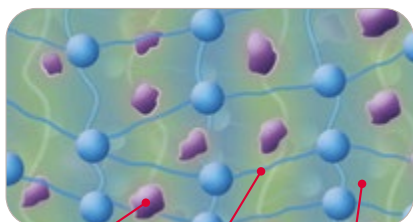
Cotton fibres

Hydrocolloid

Elastomer

## SoftFlex Standard Wear Skin Barrier

- Thin and flexible
- Gentle for frequent removal



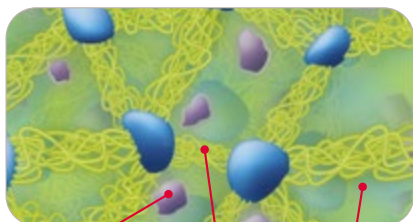
Hydrocolloid

Cross-linking

Elastomer

## FlexWear Extended Wear Skin Barrier

- Cross linkers offer erosion resistance
- Excellent flexibility
- High initial tack
- Durable yet gentle on the skin



Hydrocolloid

Cross-linking

Elastomer

## FlexTend Extended Wear Skin Barrier

- Strong adhesion and flexibility
- Highly resistant to erosion
- Swells to fit around stoma



## Using Convexity

Convexity is the outward curving of the skin barrier and is designed to interface with the immediate peristomal skin. Convex skin barriers promote a good fit between the ostomy pouching system and the peristomal skin where flat barriers would be unsuccessful. This is achieved as the convexity barrier pushes on the surrounding skin, opens or flattens skin folds, fills uneven surfaces or helps the stoma protrude more.



Stoma that is below skin level



Convex skin barrier in place

### General Information

- A secure and reliable seal between the peristomal skin and ostomy skin barrier is necessary to protect healthy peristomal skin from stoma discharge
- Skin barriers are either convex or flat. Convex simply describes the shape of the barrier
- Convexity may be recommended to increase the wear time of the ostomy pouching system
- Convexity may be firm or soft

### Assessing for Convexity

- A simple patient assessment methodology can assist in determining the need for convexity. Refer to the **Hollister FIT Indicator Tool** ([www.hollister.com.au/education](http://www.hollister.com.au/education))
- Assessing when convexity is required should be done in consultation with an ostomy care nurse
- Ideally the patient should be assessed in the sitting position
- The pouch should be removed prior to assessment
- A distal stoma assessment is recommended for all loop stomas



Off Centred Stoma Opening



Retracted Stoma



Flush Stoma



Uneven/Irregular



Flaccid Abdomen

## Convexity May be Considered When:

- Stoma Assessment
  - Liquid/Loose stoma output
  - The opening of the stoma is at or below the skin surface
  - The opening of the stoma is off-centre
  - The stoma protrudes <3/4" (20 mm) or is retracted below the skin surface
  - The stoma becomes flush/retracted during peristalsis (telescopes)
- Peristomal Assessment
  - The peristomal topography is uneven or irregular
  - The abdominal tone is flaccid

## Convex Products

- Convexity can either be built into the pouching system (integrated) or added with an accessory to the skin barrier
- Convexity is available in one-piece and two-piece options
- Convexity is available in pre-sized or cut-to-fit options
  - Note: When using cut-to-fit options for oval or irregular shape stomas, choose a barrier that is closest to the largest measurement so the convex curvature of the barrier is as close to the stoma as possible
- Soft convexity can be integrated into the pouching system or created by adding a convex barrier ring to a flat one-piece pouching system
- Firm convexity can be integrated into the pouching system or created by adding a convex barrier ring to a convex barrier to deepen the curvature when necessary



Soft integrated convex barrier



Soft convexity created by adding a convex barrier ring to flat skin barrier



Firm integrated convex barrier



Firm integrated convex barrier with convex barrier ring to deepen the curvature

## Convexity Considerations

- Selecting the right convex product may require regular reassessment of products used, condition of the peristomal skin, and the pouching system wear time
- Some ostomy care nurses recommend an ostomy belt to enhance the effect of the convexity.
- The following peristomal conditions do not preclude the use of convex products, however, caution and frequent reassessment is recommended in patients with:
  - Pyoderma Gangrenosum
  - Caput medusa (peristomal varices)
  - Pressure injury
  - Crohn's ulcers
  - Parastomal hernia
- Patients should be encouraged to contact an ostomy care nurse if there are stomal/peristomal changes, pouching system leakage or weight gain/loss

## References

- "Patient Assessment Guidelines for Convexity" – Hollister Incorporated © 2013
- "Developing Patient Assessment Guidelines for Convexity" – Drolshagen et al. 2014 Poster Presentation, WOCN Conference, Nashville TN USA
- "Convex Pouching Systems: Best Practice Document for Patients - WOCN 2012
- Use of Convexity in Pouching – A Comprehensive Review – Hoeflok J, Kittscha J, Purnell P. JWOCN 2012;40 (5):506-512
- "Adapt Convex Barrier Rings" – Ostomy Care Tip – Hollister Incorporated © 2012
- Lyon, C. & Smith, A. 2010 – Abdominal Stomas and Their Skin Disorders

### Convex Barrier Options

Convex barrier products have been utilised to help provide a secure and predictable seal. Product selection is made by matching stomal protrusion and peristomal contours to the appropriate barriers. The outward curving of the convex skin barrier is designed to interface with the immediate peristomal skin.

This interface depends not only on the depth, rigidity and gradient of the convex skin barrier, but also on the shape and rigidity of the abdominal wall. For example, a flexible convex barrier can bend and move with the body; a firm convex skin barrier does not bend, rather it remains rigid. Appropriate barrier choice is left to the clinician's assessment of the patient and knowledge of ostomy products.

#### Barrier Example

#### Possible Clinical Case Scenarios



**Flat Skin Barrier**



**Flat Skin Barrier**

- Flat peristomal plane
- Adequate stoma protrusion
- Centred stoma opening



**Flat Skin Barrier with Round or Oval Convex Barrier Ring**



**Flexible Convexity**

- Stoma flush with skin
- Uneven peristomal plane
- Firm abdomen



**Integrated Soft Convex Barrier**



**Soft Convexity**

- Gentle pressure required to peristomal plane
- Flush stoma
- Peristomal injury



**Integrated Convex Barrier**



**Firm Convexity**

- Creases or folds in peristomal plane
- Off-centred stoma opening
- Stoma retracted below skin surface
- Soft abdomen



**Integrated Convex Barrier with Round or Oval Convex Barrier Ring**



**Firm Convexity with More Depth**

- Recessed or flush stoma
- Uneven abdominal contours
- Off-centred stoma opening

1) J.C. Colwell, M.T. Goldberg, & J.E. Carmel (Eds). (2015). WOCN Society Core Curriculum Ostomy Management. Chapter 10. Philadelphia, PA: Wolters Kluwer.

2) Hoeflok, J et al. Use of convexity in ostomy care: A Comprehensive Review. JWOCN, January/February 2017.

### Where a Soft Convex Skin Barrier May Improve Fit



#### **Case 1: Parastomal hernia with flush stoma<sup>1</sup>**

A parastomal hernia may create a bulge on the abdomen. When convexity is clinically indicated, a firm rigid convex barrier may pose the potential for pressure related skin damage.

*A flexible soft convex barrier may be an appropriate solution.*



#### **Case 2: Firm abdomen with pressure injury from use of firm rigid convexity<sup>2,4</sup>**

Pressure ulcers may be more likely when a firm convex barrier is pressing against the skin for a prolonged period of time, especially with the addition of an ostomy belt.

*A flexible soft convex barrier may provide the correct fit while removing the cause of pressure.*



#### **Case 3: Stoma located in a crease<sup>3</sup>**

A firm rigid convex barrier may not conform to the abdominal contours and “pop off” when used in a creased area.

*A flexible soft convex barrier may be considered a more appropriate fit.*



#### **Case 4: Stoma located in abdominal folds<sup>2,3</sup>**

Abdominal folds can compromise the seal of the barrier. A convex shape can enhance the barrier fit.

*A flexible soft convex barrier may match to the correct depth of the folds, conform to the abdominal contours and provide less peristomal pressure.*



## Case 5: Stoma height less than 20 mm (2 cm)<sup>3</sup>

A stoma that does not protrude above the skin may cause leakage problems under the skin barrier.

*A flexible soft convex barrier may provide the right depth of convexity to help with stoma protrusion.*



## Case 6: Immediate post-op stoma with firm distended abdomen and off-centred lumen at risk for mucocutaneous separation<sup>2,5</sup>

A mucocutaneous separation may occur as a result of poor healing, infection, or excessive tension at the mucocutaneous junction.

*A flexible soft convex barrier may help achieve a correct fit with less pressure at the base of the stoma.*



## Case 7: Loop stoma<sup>3</sup>

The distal limb (arrow) of a loop stoma may discharge mucous which can undermine the barrier seal.

*A flexible soft convex barrier may help provide the right fit with less pressure around the stoma to minimise undermining.*



## Case 8: Pyoderma gangrenosum<sup>2,4</sup>

Trauma to the peristomal skin may initiate and aggravate a pyoderma gangrenosum ulcer. Efforts should be made to alleviate pressure and friction.

*A flexible soft convex barrier may provide less pressure than firm convexity.*

1) Turnbull, G. The Ostomy Files: Parastomal Hernia. *Ostomy Wound Management* Volume 49- Issue 11 – November 2003

2) J.C. Colwell, M.T. Goldberg, & J.E. Carmel (Eds.). (2004). *Fecal & Urinary Diversions: Management Principles*. In Chapter 12 and Chapter 14. St. Louis, MO: Elsevier Mosby

3) J.C. Colwell, M.T. Goldberg, & J.E. Carvel (Eds.). (2015). *WOCN® Society Core Curriculum Ostomy Management*. In Chapter 10. Philadelphia, PA: Wolters Kluwer

4) J.E. Carmel, J.C. Colwell, M.T. Goldberg (Eds.). *WOCN Society Core Curriculum Ostomy Management* p 181, 186. Philadelphia: Wolters Kluwer. 2016

5) External Stoma and Peristomal Complications following Radical Cystectomy and Ileal Conduit Diversion: A Systematic Review - Szymanski, K.M., St-Cyr, D., Alam, T., Kassouf, W. *WOCN Society Core Curriculum Ostomy Management*. p. 192. Philadelphia, PA: Wolters Kluwer. 2010



Looking for  
more information  
around living with  
an ostomy?

Feel confident about equipping your patients with pre and post surgery information to help them live their best life.

Visit the online learning centre wealth of ostomy related information and hints and tips on living your best life.

[www.Hollister.com.au/ostomylearningcentre](http://www.Hollister.com.au/ostomylearningcentre)



Understanding  
an Ostomy



Maintaining  
Skin Health



Living With  
an Ostomy



Using Ostomy  
Products



**You can view/download a video on the following topics:**

Managing Your Colostomy  
Managing Your Ileostomy  
Managing Your Urostomy

[www.vimeo.com/hollisteranz/colostomy](http://www.vimeo.com/hollisteranz/colostomy)  
[www.vimeo.com/hollisteranz/ileostomy](http://www.vimeo.com/hollisteranz/ileostomy)  
[www.vimeo.com/hollisteranz/Urostomy](http://www.vimeo.com/hollisteranz/Urostomy)





Visit [nurse.libertymed.com.au](http://nurse.libertymed.com.au) to access:



### Liberty Medical Academy

*Nurse webcasts & online learning*



### Patient & Nurse Support

*Support materials, downloadable literature & customer care*



### Nurse Portal

*News & events for your speciality, product updates & clinical abstracts*



### Peer2Peer

*Interactive peer education programs*



### Simple Ordering

*Custom samples, easy access 24/7*



### Innovations

*Extensive, advanced product portfolios*

Better resources, better outcomes.  
Supporting your trusted Ostomy Brands.

dansac



Hollister

## Australian Capital Territory

### ACT & District Stoma Assn Inc

T/F: (02) 6205 1055

E: [stoma@actstoma.onmicrosoft.com](mailto:stoma@actstoma.onmicrosoft.com)

## New South Wales

### NSW Stoma Limited

T: 1300 OSTOMY

OR (02) 9565 4315

E: [info@nswstoma.com.au](mailto:info@nswstoma.com.au)

### Ostomy NSW Ltd

T: (02) 9542 1300

E: [orders@ostomynsw.org.au](mailto:orders@ostomynsw.org.au)

## Northern Territory

### Cancer Council of the Northern Territory

T: (08) 8944 1800

E: [ostomy@cancernt.org.au](mailto:ostomy@cancernt.org.au)

## Queensland

### Gold Coast Ostomy Assn

T: (07) 5594 7633

E: [gcoa@bigpond.com](mailto:gcoa@bigpond.com)

### North QLD Ostomy Assn

T/F: (07) 4775 2303

E: [admin@nqostomy.org.au](mailto:admin@nqostomy.org.au)

### QLD Ostomy Assn

T: (07) 3848 7178

E: [admin@qldostomy.org.au](mailto:admin@qldostomy.org.au)

### QLD Stoma Assn

T: (07) 3359 7570

E: [admin@qldstoma.asn.au](mailto:admin@qldstoma.asn.au)

### Toowoomba and South West Ostomy Assn

T: (07) 4636 9701

E: [bob.schull@bigpond.com](mailto:bob.schull@bigpond.com)

### Wide Bay Ostomates Assn

T: (07) 4152 4715

E: [wbostomy@bigpond.com](mailto:wbostomy@bigpond.com)

## South Australia

### Ostomy Assn of SA

T: (08) 8235 2727

E: [colosa@colostomysa.org.au](mailto:colosa@colostomysa.org.au)

### Ileostomy Assn of SA

T: (08) 8234 2678

E: [info@ileosa.org.au](mailto:info@ileosa.org.au)

## Tasmania

### Ostomy Tasmania

T: (03) 6228 0799

E: [admin@ostomytas.com.au](mailto:admin@ostomytas.com.au)

## Victoria

### Bendigo & District Ostomy Assn

T: (03) 5441 7520

### Colostomy Assn of Vic

T: (03) 9650 1666

E: [info@colovic.org.au](mailto:info@colovic.org.au)

### Geelong Ostomy Assn

T: (03) 5243 3664

E: [goinc@geelongostomy.com.au](mailto:goinc@geelongostomy.com.au)

### Ostomy Assn of Melbourne

T: (03) 9888 8523

E: [enquiries@oam.org.au](mailto:enquiries@oam.org.au)

### Peninsula Ostomy Assn

T: (03) 9783 6473

E: [poainc1@bigpond.com](mailto:poainc1@bigpond.com)

### Victorian Children's Ostomy Assn

T: (03) 9345 5325

E: [edc@rch.org.au](mailto:edc@rch.org.au)

### Warrnambool Ostomy Assn

T: (03) 5563 1446

E: [warrnamboolostomy@swh.net.au](mailto:warrnamboolostomy@swh.net.au)

## Western Australia

### WA Ostomy Assn

T: (08) 9272 1833

E: [admin@waostomy.org.au](mailto:admin@waostomy.org.au)

[orders@waostomy.org.au](mailto:orders@waostomy.org.au)

## Other Useful Resources

Organisation	Website
Australian Association of Stomal Therapists (AASTN)	<a href="http://www.stomaltherapy.com">www.stomaltherapy.com</a>
Australian Council of Stoma Associations	<a href="http://www.australianstoma.com.au">www.australianstoma.com.au</a>
Cancer Council Australia	<a href="http://www.cancer.org.au">www.cancer.org.au</a>
Bowel Cancer Australia	<a href="http://www.bowelcanceraustralia.org">www.bowelcanceraustralia.org</a>
World Council of Enterostomal Therapists (WCET)	<a href="http://www.wcetn.org">www.wcetn.org</a>
Wound, Ostomy and Continence Nurses Society (WOCN)	<a href="http://www.wocn.org">www.wocn.org</a>

### Access SAS Forms

[www.australianstoma.com.au/associations](http://www.australianstoma.com.au/associations)

### Find a Stoma Association Near You

[www.australianstoma.com.au/associations](http://www.australianstoma.com.au/associations)

### Find a Local Ostomy Support Group

[www.australianstoma.com.au/living-well-with-a-stoma/support-groups-2](http://www.australianstoma.com.au/living-well-with-a-stoma/support-groups-2)





5 New Patients

3 Follow Ups

0 Irritation Around Their Stomas



Product Code			PBS Code	Box Qty	Page No
<b>Apogee Intermittent Catheter</b>					
1046	12Fr 40 cm	Soft	9755k	30	57
1061	14Fr 40 cm	Soft	9755k	30	57
10616	6Fr 40 cm	Firm	80158W	30	57
10806	8Fr 15 cm	Firm	80158W	30	57
10816	8Fr 40 cm	Firm	80158W	30	57
11006	10Fr 15 cm	Firm	80158W	30	57
11016	10Fr 40 cm	Firm	80158W	30	57
11026	10Fr 40 cm	Firm Tiemann Tip*	80157T	30	57
11206	12Fr 15 cm	Firm	80158W	30	57
11216	12Fr 40 cm	Firm	80158W	30	57
11226	12Fr 40 cm	Firm Tiemann Tip*	80157T	30	57
11406	14Fr 15 cm	Firm	80158W	30	57
11416	14Fr 40 cm	Firm	80158W	30	57
11426	14Fr 40 cm	Firm Tiemann Tip*	80157T	30	57
11616	16Fr 40 cm	Firm	80158W	30	57
11626	16Fr 40 cm	Firm Tiemann Tip*	80157T	30	57
11816	18Fr 40 cm	Firm	80158W	30	57
<b>Stoma Cap</b>					
3184	51 mm, 10.5 x 10.5cm		3849N	30	13
3186	76 mm, 10.5 x 10.5cm		3849N	30	13
<b>Pouchkins Paediatric Range</b>					
3778	Newborn Pouch/Fistula Pouch – Flat		9892P	15	43
3795	Paediatric Drainable Pouch – Flat		3893X	10	19, 44
3796	Paediatric One-Piece Drainable Pouch – Flat		9836Q	10	43
3797	Paediatric One-Piece Urostomy – Flat		9837R	10	44
<b>Urostomy Night Drainage Bag</b>					
5550	2000 ml		9878X	10	28, 40, 58
<b>Skin Care Products</b>					
7210	Skin Cleanser Spray 237 ml pump		3555D	1	52
7220	Skin Conditioning Cream 120 ml bottle		3557F	1	51
<b>Ostomy Belts</b>					
7299	74-124 cm Large		3887N	1	49
7300	66-109 cm Medium		3887N	1	49
<b>Urostomy Drain Tube Adapter</b>					
7331	Urostomy Drain Tube Adapter		N/A	10	28, 40, 53
<b>Odour Eliminators</b>					
7715	M9 Drop Deodoriser 30 ml		3872T	1	50
<b>Stoma Irrigation Kits and Parts</b>					
7718	Irrigation products		3976G	1	54
7719	Stoma Cone Irrigation Starter Kit		3974E	1	54
7724	Irrigator Sleeve with belt tabs		3975F	20	54
<b>Adhesives and Removers</b>					
7730	Adapt Medical Adhesive Spray		9880B	1	52
7737	Adapt Medical Adhesive Remover Spray 50 ml		80059P	1	51
<b>Remover Wipes &amp; Bridge</b>					
7760	Adapt No-Sting Adhesive Remover Wipes		3554C	50	51
7767	Sterile Loop Ostomy Bridge		N/A	20	53
<b>Adapt Barrier Ring</b>					
7806	98 mm		9979F	10	47

\* R1 Restricted

Product Code		PBS Code	Box Qty	Page No
<b>Powder, Paste and Skin Care Products</b>				
7906	Adapt Stoma Powder 28.3 gm	3556E	1	49
7910	Karaya Paste 128 gm	3535C	1	54
7917	Adapt No-Sting Skin Protective Wipes	3553B	50	50
<b>Drainable Pouch Clamp</b>				
8770	Drainable Pouch Clamp (Beige)	3651E	20	53
<b>Flexextend Skin Barrier</b>				
8800	10 cm x 10 cm	3558G	5	52
<b>Adapt CeraRing – Standard and Slim</b>				
8805	48 mm	80140X	10	47
8815	48 mm Slim Fit	80140X	10	47
<b>Non-Sterile T-Tap Urostomy Drainage Bag</b>				
9431-30	2000 ml	3888P	30	28, 40, 58
<b>Wound Drainage Collectors (Sterile)</b>				
9701/10	Wounds up to 7.6 cm	N/A	10	20
9702/10	Wounds up to 9.5 cm	N/A	10	20
<b>New Image CeraPlus Flat Barrier – with Tape Border</b>				
11202	12-32 mm CTF	80062T	5	34
11203	12-44 mm CTF	80062T	5	34
11204	12-57 mm CTF	80062T	5	34
<b>New Image CeraPlus Firm Convex Barrier – with Tape Border</b>				
11402	12-25 mm CTF	80061R	5	36
11403	12-38 mm CTF	80061R	5	36
11404	12-51 mm CTF	80061R	5	36
11503	22 mm	80061R	5	36
11504	25 mm	80061R	5	36
11505	29 mm	80061R	5	36
11506	32 mm	80061R	5	36
<b>New Image FlexWear Firm Convex Barrier – with Tape Border</b>				
13402	12-25 mm CTF	80068D	5	36
13403	12-38 mm CTF	80068D	5	36
13404	12-51 mm CTF	80068D	5	36
13503	22 mm	80068D	5	36
13504	25 mm	80068D	5	36
13505	29 mm	80068D	5	36
13506	32 mm	80068D	5	36
<b>New Image FormaFlex Skin Barrier &amp; Shape to Fit – with Tape Border</b>				
14102	Up to 32 mm Stretch	3956F	5	34
14103	Up to 43 mm Stretch	3956F	5	34
14104	Up to 57 mm Stretch	3956F	5	34
<b>New Image FlexWear Flat Barrier – with Tape Border</b>				
14202	12-32 mm CTF	9903F	5	34
14203	12-44 mm CTF	9903F	5	34
14204	12-57 mm CTF	9903F	5	34
14206	0-89 mm CTF	9977D	5	34
14302	19 mm	9903F	5	34
14303	22 mm	9903F	5	34
14304	25 mm	9903F	5	34
14305	29 mm	9903F	5	34
14306	32 mm	9903F	5	34
14307	35 mm	9903F	5	34
14308	38 mm	9903F	5	34



Product Code		PBS Code	Box Qty	Page No
<b>New Image FlexWear Firm Convex Barrier – with Tape Border</b>				
14907	35 mm	9941F	5	36
14908	38 mm	9941F	5	36
<b>New Image CeraPlus Flat Barrier – without Tape Border</b>				
15102	12-32 mm CTF	80121X	5	35
15103	12-44 mm CTF	80121X	5	35
15104	12-57 mm CTF	80121X	5	35
<b>New Image FlexWear Flat Barrier – without Tape Border</b>				
15202	12-32 mm CTF	9901D	5	35
15203	12-44 mm CTF	9901D	5	35
15204	12-57 mm CTF	9901D	5	35
<b>New Image CeraPlus Firm Convex Barrier – without Tape Border</b>				
15302	12-25 mm CTF	80122Y	5	37
15303	12-38 mm CTF	80122Y	5	37
15304	12-51 mm CTF	80122Y	5	37
<b>New Image FlexWear Firm Convex Barrier – without Tape Border</b>				
15402	12-25 mm CTF	9902E	5	37
15403	12-38 mm CTF	9902E	5	37
15404	12-51 mm CTF	9902E	5	37
15503	22 mm	9902E	5	37
15504	25 mm	9902E	5	37
15505	29 mm	9902E	5	37
15506	32 mm	9902E	5	37
<b>New Image FlexWear Flat Barrier – without Tape Border</b>				
16402	19 mm	9901D	5	35
16403	22 mm	9901D	5	35
16404	25 mm	9901D	5	35
16405	29 mm	9901D	5	35
16406	32 mm	9901D	5	35
16407	35 mm	9901D	5	35
16408	38 mm	9901D	5	35
<b>New Image MAXI Drainable Pouch (Clear)</b>				
18006	102 mm	9978E	10	38
<b>New Image MAXI High Output Drainable Pouch (Clear)</b>				
18012	44 mm	9881C	10	38
18013	57 mm	9881C	10	38
18014	70 mm	9881C	10	38
<b>New Image MAXI Drainable Pouch (Beige)</b>				
18182	44 mm	9910N	10	38
18183	57 mm	9910N	10	38
18184	70 mm	9910N	10	38
<b>New Image MAXI Drainable Pouch (Clear)</b>				
18192	44 mm	9910N	10	38
18193	57 mm	9910N	10	38
18194	70 mm	9910N	10	38
<b>New Image MINI Drainable Pouch (Beige)</b>				
18282	44 mm	9991W	20	38
18283	57 mm	9991W	20	38
<b>New Image MAXI Closed Pouch (Clear)</b>				
18362	44 mm	9960F	30	38
18363	57 mm	9960F	30	38
18364	70 mm	9960F	30	38

Product Code		PBS Code	Box Qty	Page No
<b>New Image MAXI Closed Pouch (Beige)</b>				
18372	44 mm	9960F	30	38
18373	57 mm	9960F	30	38
18374	70 mm	9960F	30	38
<b>New Image MIDI Closed Pouch (Beige)</b>				
18392/30	44 mm	9992X	60 30	38
18393/30	57 mm	9992X	60 30	38
<b>New Image MAXI Urostomy Pouch (Clear)</b>				
18402	44 mm	3726D	10	39
18403	57 mm	3726D	10	39
18404	70 mm	3726D	10	39
<b>New Image MAXI Urostomy Pouch (Beige)</b>				
18412	44 mm	3726D	10	39
18413	57 mm	3726D	10	39
<b>New Image MAXI Urostomy Pouch – Multi-Chamber with new Tap Design (Clear)</b>				
18902	44 mm	3726D	10	39
18903	57 mm	3726D	10	39
18904	70 mm	3726D	10	39
<b>New Image MAXI Urostomy Pouch – Multi-Chamber with new Tap Design (Beige)</b>				
18912	44 mm	3726D	10	39
18913	57 mm	3726D	10	39
18914	70 mm	3726D	10	39
<b>Moderma Flex MIDI Closed Flat Pouch (Beige)</b>				
22100	15-55 mm CTF	3933B	30	12
22120	20 mm	3934C	30	12
22125	25 mm	3934C	30	12
22130	30 mm	3934C	30	12
22135	35 mm	3934C	30	12
22140	40 mm	3934C	30	12
<b>Moderma Flex MAXI Closed Flat Pouch (Beige)</b>				
22300	15-55 mm CTF	9959E	30	12
22325	25 mm	9959E	30	12
22330	30 mm	9959E	30	12
22335	35 mm	9959E	30	12
<b>Moderma Flex MAXI Closed Flat Pouch – Oval (Clear)</b>				
22401	15-65 x 75 mm CTF	9891N	30	13
<b>Moderma Flex MAXI Closed Flat Pouch (Clear)</b>				
22400	15-55 mm CTF	9959E	30	12
22425	25 mm	9959E	30	12
22430	30 mm	9959E	30	12
22435	35 mm	9959E	30	12
22440	40 mm	9959E	30	12
<b>Moderma Flex MIDI Closed Flat Pouch (Clear)</b>				
22500	15-55 mm CTF	3933B	30	12
<b>Moderma Flex MAXI Closed Firm Convex Pouch (Clear)</b>				
22900	15-38 mm CTF	9943H	30	15
22901	15-51 mm CTF	9943H	30	15
22925	25 mm	9943H	30	15
22930	30 mm	9943H	30	15
22935	35 mm	9943H	30	15
<b>Moderma Flex High Output Drainable Flat Pouch (Ultra Clear)</b>				
26064	15-64 mm CTF	5676R	10	19

Product Code		PBS Code	Box Qty	Page No
<b>Moderma Flex MAXI Drainable Firm Convex Pouch (Beige)</b>				
26800	15-38 mm CTF	5675Q	30	22
26801	15-51 mm CTF	5675Q	30	22
26820	20 mm	5675Q	30	22
26825	25 mm	5675Q	30	22
26830	30 mm	5675Q	30	22
26835	35 mm	5675Q	30	22
<b>Moderma Flex MAXI Drainable Firm Convex Pouch (Clear)</b>				
26900	15-38 mm CTF	5675Q	30	22
26901	15-51 mm CTF	5675Q	30	22
26920	20 mm	5675Q	30	22
26925	25 mm	5675Q	30	22
26930	30 mm	5675Q	30	22
26935	35 mm	5675Q	30	22
<b>Moderma Flex MIDI Drainable Firm Convex Pouch (Beige)</b>				
28220	20 mm	9911P	10	18
28230	30 mm	9911P	10	18
28235	35 mm	9911P	10	18
28240	40 mm	9911P	10	18
<b>Moderma Flex MAXI Drainable Flat Pouch – Oval (Beige)</b>				
28301	75 x 65 mm	9772H	30	19
<b>Moderma Flex MAXI Drainable Flat Pouch (Beige)</b>				
28300	15-55 mm CTF	9912Q	10	18
28320	20 mm	9912Q	10	18
28325	25 mm	9912Q	10	18
28330	30 mm	9912Q	10	18
28335	35 mm	9912Q	10	18
28340	40 mm	9912Q	10	18
<b>Moderma Flex MAXI Drainable Flat Pouch (Clear)</b>				
28400	15-55 mm CTF	9912Q	10	18
<b>Moderma Flex MAXI Drainable Flat Pouch – Oval (Clear)</b>				
28401	75 x 65 mm	9772H	30	19
<b>Moderma Flex MIDI Drainable Flat Pouch (Clear)</b>				
28500	15-55 mm CTF	9911P	10	18
<b>Moderma Flex MAXI Urostomy Flat Pouch (Beige)</b>				
29100	15-55 mm CTF	3935D	10	24
29120	20 mm	3936E	10	24
29125	25 mm	3936E	10	24
29130	30 mm	3936E	10	24
29135	35 mm	3936E	10	24
<b>Moderma Flex MAXI Urostomy Firm Convex Pouch (Beige)</b>				
29200	15-25 mm CTF	9942G	10	27
29201	15-38 mm CTF	9942G	10	27
29220	20 mm	9942G	10	27
29225	25 mm	9942G	10	27
29230	30 mm	9942G	10	27
29235	35 mm	9942G	10	27
<b>Moderma Flex MAXI Urostomy Firm Convex Pouch (Clear)</b>				
29300	15-25 mm CTF	9942G	10	27
29301	15-38 mm CTF	9942G	10	27
29320	20 mm	9942G	10	27
29325	25 mm	9942G	10	27
29330	30 mm	9942G	10	27
29335	35 mm	9942G	10	27

Product Code		PBS Code	Box Qty	Page No
<b>Moderma Flex MAXI Urostomy Flat Pouch – with Tape Border (Clear)</b>				
29400	13-64 mm CTF	9801W	10	24
29425	25 mm	9801W	10	24
29430	30 mm	9801W	10	24
<b>Moderma Flex MAXI Urostomy Flat Pouch (Clear)</b>				
29500	15-55 mm	3935D	10	24
<b>Moderma Flex MAXI Urostomy Firm Convex Pouch – with Tape Border (Clear)</b>				
29700	15-25 mm CTF	9803Y	10	27
29701	15-38 mm CTF	9803Y	10	27
29720	20 mm	9803Y	10	27
29725	25 mm	9803Y	10	27
29730	30 mm	9803Y	10	27
29735	35 mm	9803Y	10	27
29740	40 mm	9803Y	10	27
<b>Moderma Flex QuietWear MIDI Closed Flat Pouch (Beige)</b>				
42100	15-55 mm CTF	3500F	30	12
42120	20 mm	3500F	30	12
42125	25 mm	3500F	30	12
42130	30 mm	3500F	30	12
42135	35 mm	3500F	30	12
42140	40 mm	3500F	30	12
42145	45 mm	3500F	30	12
<b>Moderma Flex CeraPlus MIDI Closed Flat Pouch (Beige) – VO</b>				
52100	15-55 mm CTF	80104B	30	12
52125	25 mm	80104B	30	12
52130	30 mm	80104B	30	12
52135	35 mm	80104B	30	12
<b>Moderma Flex CeraPlus MIDI Closed Firm Convex Pouch (Beige) – VO</b>				
52600	15-38 mm CTF	80107E	30	15
52601	15-51 mm CTF	80107E	30	15
52625	25 mm	80107E	30	15
52630	30 mm	80107E	30	15
52635	35 mm	80107E	30	15
<b>Moderma Flex CeraPlus MIDI Drainable Soft Convex Pouch – with Tape Border (Clear)</b>				
53000	15-38 mm CTF	80112K	10	21
53001	15-55 mm CTF	80112K	10	21
<b>Moderma Flex CeraPlus MAXI Drainable Soft Convex Pouch – with Tape Border (Clear)</b>				
53100	15-38 mm CTF	80112K	10	21
53101	15-55 mm CTF	80112K	10	21
<b>Moderma Flex CeraPlus MAXI Drainable Flat Pouch – with Tape Border (Clear)</b>				
53400	15-64 mm CTF	80109G	30	18
<b>Moderma Flex CeraPlus MIDI Drainable Flat Pouch – with Tape Border (Clear)</b>				
53500	15-64 mm CTF	80109G	30	18
<b>Moderma Flex CeraPlus MIDI Drainable Firm Convex Pouch – with Tape Border (Clear)</b>				
53700	15-38 mm CTF	80111J	10	22
53701	15-51 mm CTF	80111J	10	22
<b>Moderma Flex CeraPlus MAXI Drainable Firm Convex Pouch – with Tape Border (Clear)</b>				
53900	15-38 mm CTF	80111J	10	22
53901	15-51 mm CTF	80111J	10	22
<b>Moderma Flex CeraPlus MIDI Drainable Soft Convex Pouch – with Tape Border (Beige) – VO</b>				
54000	15-38 mm CTF	80112K	10	21
54001	15-55 mm CTF	80112K	10	21
54025	25 mm	80112K	10	21
54030	30 mm	80112K	10	21
54035	35 mm	80112K	10	21

Product Code		PBS Code	Box Qty	Page No
<b>Moderma Flex CeraPlus MAXI Drainable Soft Convex Pouch – with Tape Border (Beige) – VO</b>				
54100	15-38 mm CTF	80112K	10	21
54101	15-55 mm CTF	80112K	10	21
54125	25 mm	80112K	10	21
54130	30 mm	80112K	10	21
54135	35 mm	80112K	10	21
<b>Moderma Flex CeraPlus MIDI Drainable Flat Pouch – with Tape Border (Beige) – VO</b>				
54200	15-64 mm CTF	80109G	30	18
54225	25 mm	80109G	30	18
54230	30 mm	80109G	30	18
54235	35 mm	80109G	30	18
<b>Moderma Flex CeraPlus MAXI Drainable Flat Pouch – with Tape Border (Beige) – VO</b>				
54300	15-64 mm CTF	80109G	30	18
54325	25 mm	80109G	30	18
54330	30 mm	80109G	30	18
54335	35 mm	80109G	30	18
<b>Moderma Flex CeraPlus MIDI Drainable Firm Convex Pouch – with Tape Border (Beige) – VO</b>				
54600	15-38 mm CTF	80111J	10	22
54601	15-51 mm CTF	80111J	10	22
54625	25 mm	80111J	10	22
54630	30 mm	80111J	10	22
54635	35 mm	80111J	10	22
<b>Moderma Flex CeraPlus MAXI Drainable Firm Convex Pouch – with Tape Border (Beige) – VO</b>				
54800	15-38 mm CTF	80111J	10	22
54801	15-51 mm CTF	80111J	10	22
54825	25 mm	80111J	10	22
54830	30 mm	80111J	10	22
54835	35 mm	80111J	10	22
<b>Moderma Flex MAXI Drainable Firm Convex Pouch – with Tape Border (Clear)</b>				
56900	15-38 mm CTF	5675Q	10	22
56901	15-51 mm CTF	5675Q	10	22
<b>Moderma Flex MAXI Drainable Flat Pouch – with Tape Border (Beige)</b>				
58325	25 mm	9788E	30	18
58335	35 mm	9788E	30	18
<b>Moderma Flex MAXI Drainable Flat Pouch – with Tape Border (Clear)</b>				
58400	15-64 mm CTF	9788E	30	18
<b>Moderma Flex CeraPlus MAXI Urostomy Flat Pouch – with Tape Border (Clear)</b>				
59400	15-64 mm CTF	80209M	10	23
<b>Moderma Flex CeraPlus MAXI Urostomy Firm Convex Pouch – with Tape Border (Beige)</b>				
59620	20 mm	80210N	10	26
59625	25 mm	80210N	10	26
59630	30 mm	80210N	10	26
<b>Moderma Flex CeraPlus MAXI Urostomy Firm Convex Pouch – with Tape Border (Clear)</b>				
59700	15-25 mm CTF	80210N	10	26
59701	15-38 mm CTF	80210N	10	26
59702	15-51 mm CTF	80210N	10	26
<b>Moderma Flex CeraPlus MAXI Urostomy Soft Convex Pouch – with Tape Border (Beige) – VO</b>				
59820	20 mm	80196W	10	25
59825	25 mm	80196W	10	25
59830	30 mm	80196W	10	25
<b>Moderma Flex CeraPlus MAXI Urostomy Soft Convex Pouch – with Tape Border (Clear)</b>				
59900	15-25 mm CTF	80196W	10	25
59901	15-38 mm CTF	80196W	10	25
59902	15-55 mm CTF	80196W	10	25

Product Code		PBS Code	Box Qty	Page No
<b>Paste, Rings, Strips, ALD and Skin Care Products</b>				
78500	Adapt Lubricating Deodorant 236 ml Bottle	9954X	1	49
78501	Adapt Lubricating Deodorant 8 ml Sachet	9988Q	50	49
79300	Adapt Skin Barrier Paste 57 gm	9906J	1	50
79301	Adapt Skin Barrier Paste 14 gm	N/A	20	50
79400	Adapt Barrier Strips	9905H	10	48
<b>Adapt Barrier Extenders</b>				
79402	20 mm x 25 mm	80141Y	30	48
<b>Post-Operative MAXI Pouch (Ultra Clear)</b>				
89004	12-64 mm CTF	N/A	5	20
<b>Adapt CeraRing – Convex</b>				
89520	20 mm – can be stretched to 25 mm	80139WB	10	47
89530	30 mm – can be stretched to 35 mm	80139WB	10	47
89540	40 mm – can be stretched to 45 mm	80139WB	10	47
<b>Adapt CeraRing – Convex Oval</b>				
89601	22 x 38 mm	80139WB	10	47
89602	30 x 48 mm	80139WB	10	47
89603	38 x 56 mm	80139WB	10	47
<b>Moderma Flex MIDI Closed Flat Pouch (Beige) – VO</b>				
2214055	15-55 mm CTF	80064X	30	12
<b>Moderma Flex MAXI Closed Flat Pouch – Oval (Beige) – VO</b>				
2234001	15-65 x 75 mm	80064X	30	13
<b>Moderma Flex MAXI Closed Flat Pouch (Beige) – VO</b>				
2234055	15-55 mm CTF	80064X	30	12
<b>Moderma Flex MIDI Closed Soft Convex Pouch (Beige) – VO</b>				
2261025	15-25 mm CTF	80065Y	30	14
2261038	15-38 mm CTF	80065Y	30	14
2261055	15-55 mm CTF	80065Y	30	14
2261120	20 mm	80065Y	30	14
2261125	25 mm	80065Y	30	14
2261130	30 mm	80065Y	30	14
2261135	35 mm	80065Y	30	14
2261140	40 mm	80065Y	30	14
<b>Moderma Flex MAXI Closed Soft Convex Pouch (Beige) – VO</b>				
2281025	15-25 mm CTF	3579J	30	14
2281038	15-38 mm CTF	3579J	30	14
2281055	15-55 mm CTF	3579J	30	14
2281125	25 mm	3579J	30	14
2281130	30 mm	3579J	30	14
2281135	35 mm	3579J	30	14
2281140	40 mm	3579J	30	14
<b>Moderma Flex MAXI Closed Firm Convex Pouch (Beige) – VO</b>				
2283038	15-38 mm CTF	80063W	30	15
2283051	15-51 mm CTF	80063W	30	15
2283120	20 mm	80063W	30	15
2283125	25 mm	80063W	30	15
2283130	30 mm	80063W	30	15
2283135	35 mm	80063W	30	15

Product Code		PBS Code	Box Qty	Page No
<b>Moderma Flex MAXI Urostomy Flat Pouch (New Tap Design) – with Tape Border (Beige)</b>				
2909064	15-64 mm CTF	80117Q	10	23
2909120	20 mm	80116P	10	23
2909125	25 mm	80116P	10	23
2909130	30 mm	80116P	10	23
2909135	35 mm	80116P	10	23
2909140	40 mm	80116P	10	23
<b>Moderma Flex MAXI Urostomy Flat Pouch (New Tap Design) – with Tape Border (Clear)</b>				
2949064	15-64 mm CTF	80117Q	10	23
2949120	20 mm	80116P	10	23
2949125	25 mm	80116P	10	23
2949130	30 mm	80116P	10	23
2949135	35 mm	80116P	10	23
2949140	40 mm	80116P	10	23
<b>Moderma Flex MAXI Urostomy Firm Convex Pouch (New Tap Design) – with Tape Border (Beige)</b>				
2969025	13-25 mm CTF	80119T	10	26
2969038	13-38 mm CTF	80119T	10	26
2969120	20 mm	80119T	10	26
2969125	25 mm	80119T	10	26
2969130	30 mm	80119T	10	26
2969135	35 mm	80119T	10	26
2969140	40 mm	80119T	10	26
<b>Moderma Flex MAXI Urostomy Firm Convex Pouch (New Tap Design) – with Tape Border (Clear)</b>				
2979025	13-25 mm CTF	80119T	10	26
2979038	13-38 mm CTF	80119T	10	26
2979120	20 mm	80119T	10	26
2979125	25 mm	80119T	10	26
2979130	30 mm	80119T	10	26
2979135	35 mm	80119T	10	26
2979140	40 mm	80119T	10	26
<b>Moderma Flex MIDI Drainable Flat Pouch – with Tape Border (Beige) – VO</b>				
5625064	16-64 mm CTF	80067C	10	18
<b>Moderma Flex MIDI Drainable Soft Convex Pouch – with Tape Border (Beige) – VO</b>				
5681025	15-25 mm	80110H	10	21
5681140	40 mm	80110H	10	21
<b>Moderma Flex MAXI Drainable Firm Convex Pouch – with Tape Border (Beige) – VO</b>				
5683025	15-25 mm CTF	80066B	10	22
5683038	15-38 mm CTF	80066B	10	22
5683051	15-51 mm CTF	80066B	10	22
5683120	20 mm	80066B	10	22
5683125	25 mm	80066B	10	22
5683130	30 mm	80066B	10	22
5683135	35 mm	80066B	10	22
5683140	40 mm	80066B	10	22
5683145	45 mm	80066B	10	22
<b>Moderma Flex MAXI Drainable Soft Convex Pouch – with Tape Border (Clear)</b>				
5691025	15-25 mm	80110H	10	21
5691140	40 mm	80110H	10	21
<b>Moderma Flex MAXI Drainable Flat Pouch – with Tape Border (Beige) – VO</b>				
5834064	16-64 mm CTF	80067C	10	18

# Conditions of Sale and Return of Products

## **LIBERTY MEDICAL PTY LTD TERMS AND CONDITIONS OF SALE**

Unless otherwise agreed in writing, these terms and conditions (Conditions) govern all contracts for the sale of goods (Goods) by Liberty Medical Pty Limited (ABN 36 072 817 755) (Company) to the customer (Customer). All other terms and conditions, express or implied, are excluded to the fullest extent permitted by law, including any terms and conditions in the Customer's order for Goods (Order).

### **1. Quotations, Orders and creation of Contract**

Any quotation from Company to Customer is submitted on a confidential basis and is an invitation to treat only, not a contractual offer. Company may, in its absolute discretion, reject any Order or accept any Order in whole or in part.

All orders are subject to acceptance of Liberty Medical and Conditions of Sale. Liberty Medical shall not be liable for any failure to perform the contract of supply of any materials or for any delay or non-delivery due to strikes, fires, explosions, flood, riot, lockouts, injunction, interruption of transportation, accidents, inability to obtain supplies at reasonable prices, war or apprehension of war, force majeure, government action, or any other circumstances beyond Liberty Medical's control.

Liberty Medical reserves the rights to request a minimum order value of \$300 per order. All orders less than \$300 will attract a standard freight charge of \$27.50 + GST.

A contract for the sale of Goods (Contract) will be formed, in accordance with the Order and these Conditions, when Company commences the necessary actions on its part to supply the Goods ordered by Customer.

### **2. Prices**

Goods are invoiced in accordance with the relevant quotation or agreement between Company and Customer, or else from Company's price lists current at the date of delivery.

Prices are quoted exclusive of GST and Customer agrees to pay GST in accordance with the tax invoice.

Liberty Medical endeavours to advise the trade of fluctuations in prices, however all prices are subject to change without notice by Liberty Medical.

### **3. Payment**

Unless otherwise agreed in writing, payment for Goods is due within 30 days of the end of the month in which an invoice is issued without deduction or set off. All payments are to be made in cash, by cheque, credit card or direct deposit into the account notified by Liberty Medical. Failure to pay an amount on the due date entitles Company to, without prejudice to any other remedy, suspend delivery of an Order or cancel any Contract. Customer will be liable for all costs and expenses incurred by Company in obtaining (or attempting to obtain) a remedy for any failure by Customer to pay on the due date.

### **4. Revision of Terms of Payment**

If Liberty Medical at any time considers that conditions do not warrant delivery of the goods on the terms of payment stated herein, Liberty Medical reserves the right to change the term of payment and/or require payment as a prerequisite of delivery and will notify the customer accordingly.

### **5. Handling**

Liberty Medical will select the mode and rate for transport of goods. When special handling/order is requested the Customer will be charged the additional premium freight service, the cost of the special service will be added to the invoice.

### **6. Risk and delivery**

Risk in the Goods will pass to Customer upon delivery. Delivery or dispatch dates are given or accepted by Company in good faith, but not guaranteed unless stated to be "guaranteed" in writing. Company will not be liable for any claim for loss or damages if Company is delayed or prevented from delivering goods for any reason.

### **7. Title**

- a) Property in the goods shall remain with the Company and the Company has clear title to the goods until such time as:
  - (i) full payment is made for all amounts owing by the Customer to the Company so that the Customer's total indebtedness to the Company under these Conditions of Sale is discharged: or
  - (ii) the Customer sells the goods to his customers in the ordinary course of their business.

- b) If the Customer fails to pay any amount of the Customer's indebtedness to the Company under these Conditions of Sale when it is due to the Company or, an event of default as specified in subsection (d) hereof occurs, the Company may withhold notice and without prejudice to any of its other rights and remedies, recover and/or resell the goods or any of them and may enter upon the Customers premises by its servants or agents for that purpose.
- c) Until full payment the Customer shall store the goods in a way that clearly manifests the Company's title.
- d) Notwithstanding the provisions of these Conditions of Sale payment shall become due immediately upon the Customer committing any act of bankruptcy or the Customer (being a company) committing any act which entitles any person to apply to wind up the Customer, or a Receiver or Receiver and Manager of the Customer is appointed.
- e) The Customer acknowledges that until his total indebtedness under these Conditions of Sale to the Company is discharged he holds the good as bailee of the Company and that a fiduciary relationship exists between them.
- f) In the event of sale of goods to his customers, the Customer in his position as fiduciary shall:
  - (i) assign to the Company the benefit of any claim against a customer, and
  - (ii) account fully to the Company for the proceeds of the sale (unless and until the Customer's total indebtedness to the Company under these Conditions of Sale is discharged).
- g) Until ownership passes to Customer, the Customer:
  - (i) must insure the Goods against all usual risks to full replacement value and hold on trust for Company any insurance monies received for the Goods,
  - (ii) must keep the Goods separate and clearly identified as Company's property,
  - (iii) may sell or otherwise dispose of the Goods in the ordinary course of business, provided Customer holds any proceeds on trust for Company.



# Conditions of Sale and Return of Products

## 8. Returned of Goods

Liberty Medical will accept returns of certain merchandise from the Customer under the following conditions:

- a) All returns must be arranged by Liberty Medical Customer Service Department and a RGA number will be provided. Goods sent without approval will not be accepted and will be re-directed back without issue of credit, at Customer's expense.
- b) Returns must be made within 14 days from the invoice date.
- c) Only full boxes of Goods will be accepted for credit.
- d) Goods accepted for credit where there has been no fault on the part of Liberty Medical, will be charged a re-stocking fee of \$25.00 or 25% of the total value of the returned Goods (whichever is the higher).
- e) Any returned Goods must have an adequate shelf life, require no repackaging and are in an 'as-new' saleable condition. Damaged Goods will not be accepted and will be re-directed back without issue of credit, at Customer's expense.
- f) Freight for goods returned due to Customer's error will be at the Customer's expense.

## 9. Non-Returnable Merchandise

- a) Sterile Products (except as a result of the Company's shipping error), or by arrangement.
- b) Discontinued items.

## 10. Product Liability

The product liability of Liberty Medical in relation to any occurrence shall never exceed the limit of Liberty Medical's current product liability insurance.

## 11. Limitation of Liability

Liberty Medical's liability for any claim whatsoever in respect of products sold hereunder shall not in any case exceed the price of the product in respect to which the claim is made and Customer assumes all risks and liability for the products purchased from Liberty Medical and their use upon and after delivery including their effect upon any person.

Any and all warranties or conditions express, implied or statutory are excluded except those which cannot be lawfully excluded.

## 12. Performance

Customer acknowledges, (a) it has relied on its own enquiries concerning the performance of Goods and not on any information, services or recommendation given by Company, and (b) that all descriptive specifications, data, dimensions and weights provided by Company or otherwise contained in Company's catalogues, price lists or other advertising material are approximate only and shall not form part of the contractual description of the Goods unless agreed to in writing by Company, in which case such specifications shall be subject to recognised trade tolerances.

## 13. Claims

Customer must inspect the Goods upon delivery to ensure the Goods have been delivered in full, are in good working order and free from damage and defects. Any claim by Customer of Goods damaged, lost in transit or short delivered must be made in writing to Company within 7 days of delivery (and must quote the invoice number). Customer must give notice of any defect in the Goods within 7 days of learning of the defect. All Goods that are alleged to be defective must be returned by Customer to Company, if requested, by Company's nominated carrier. Customer will bear the freight cost for the return of Goods which are found not to be defective.

## 14. Disclaimer

To the extent permitted by law, Company (and its officers, directors, employees, agents or successors) will not be liable for any loss, damage or expense sustained or incurred by Customer or any other party in consequence of or resulting directly or indirectly out of the supply of Goods by Company, the use or receipt of Goods, any breach by Company of any Contract, or the negligence of Company. It is understood that Customer will test and use the Goods as they are intended to be used according to the practices standard in the industry and in strict compliance with all applicable laws and regulations.

Without limiting the generality of the above, Company will not, in any circumstances (including any fault or negligence of

Company), be liable for any indirect or consequential losses (including loss of goodwill, business or anticipated savings), loss of profits or use, any rectification costs or any third party claims in connection with Goods or a Contract.

## 15. Confidentiality

Customer acknowledges that the price of Goods set out in any quotation or Contract, any variation of the payment terms set out in clause 3 and any special conditions agreed in writing between Company and Customer are Confidential Information of Company. Customer may not disclose or otherwise make available such Confidential Information other than to their own employees involved in the Contract, except with Company's prior written consent.

## 16. Governing Law

Each Contract is governed by the laws of Victoria, Australia and both parties submit to the non-exclusive jurisdiction of the courts of that State.

## Liberty Medical Pty Ltd

Trading as Hollister and Dansac  
Ground Floor 990 Whitehorse Road  
Box Hill, Victoria, Australia 3128

## Customer Service

**Phone:** 1800 880 840

**Fax:** 03 9899 7587

**Email:** sales@hollister.com.au  
sales@dansac.com.au

For Hollister samples and Home Care Kits  
please call the Priority Nurse Line: 1800 880 840.

**Your Hollister Territory Manager is:**

Prior to use, be sure to read the Instructions for Use for information regarding Intended Use,  
Contraindications, Warnings, Precautions and Instructions.

The Hollister Logo, Apogee, CeraPlus and “Healthy skin. Positive outcomes.” are trademarks of Hollister Incorporated. CentrePointLock coupling system (trademark) for all base plates. All other trademarks and copyrights are the property of their respective owners. Not all products are CE marked.

© 2020 Hollister Incorporated. Printed in Australia. 2020/04. AUH072.